

Kansas Attorney General Youth Suicide Prevention Task Force

ALLEN COUNTY COMMUNITY COLLEGE

AUGUST 31, 2018



Kansas Communities That Care

STUDENT SURVEY

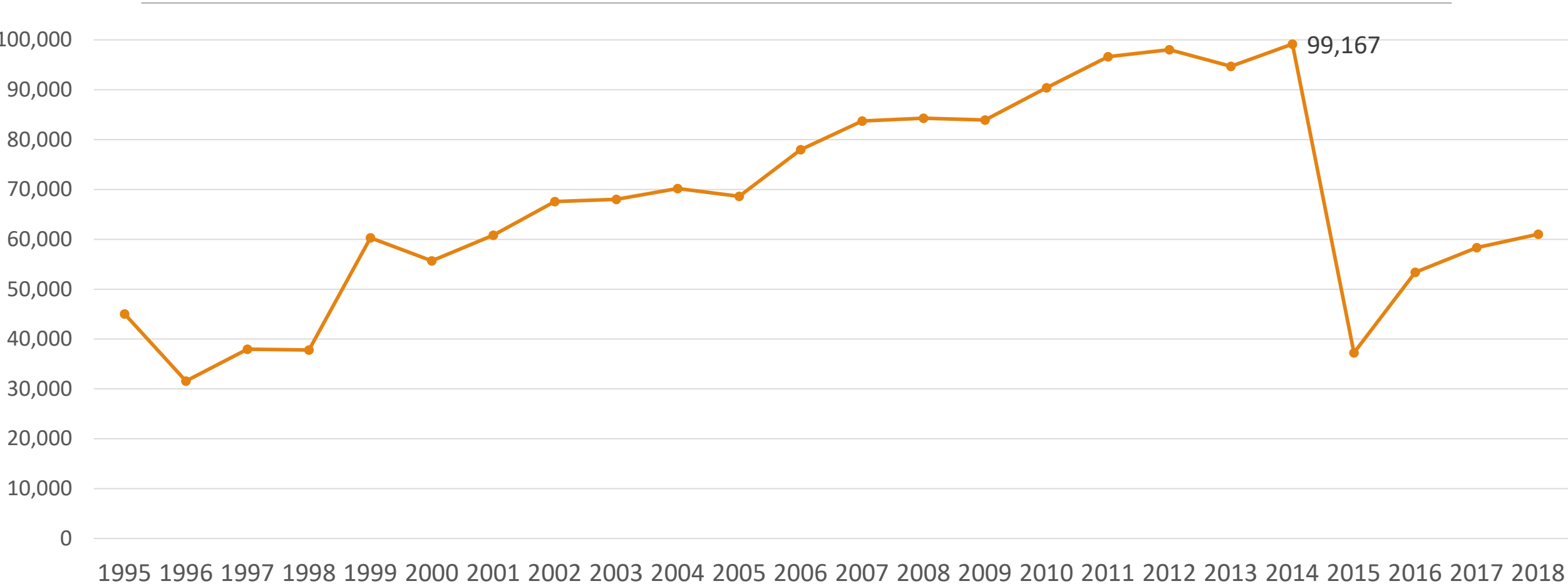
www.kctcdata.org



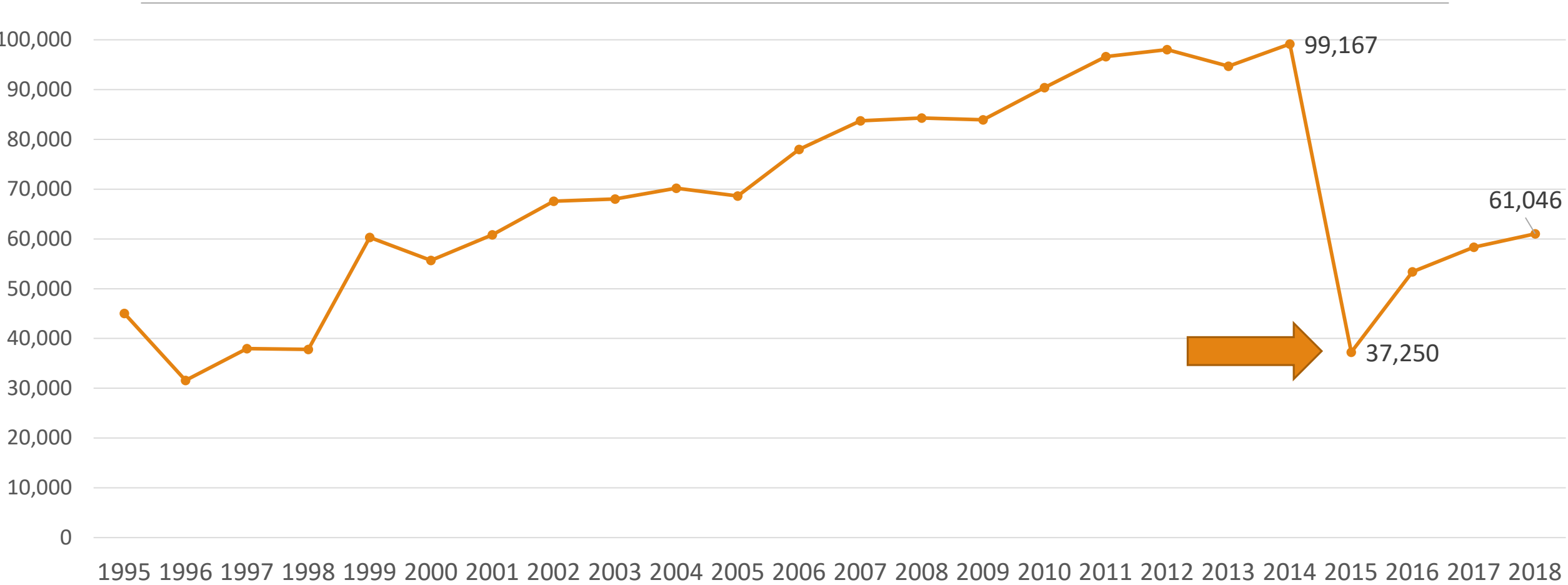
KCTC Survey Administration

- ❖ Funded by Kansas Department for Aging and Disability Services, Behavioral Health Services
- ❖ Available annually free of charge to all districts, public and private
- ❖ Available for paper & online administration
- ❖ Target population is students in 6th, 8th, 10th, 12th grades

KCTC Participation 1995-2018



KCTC Participation 1995-2018



2018 KCTC COUNTY PARTICIPATION





KANSAS

Communities That Care Student Survey

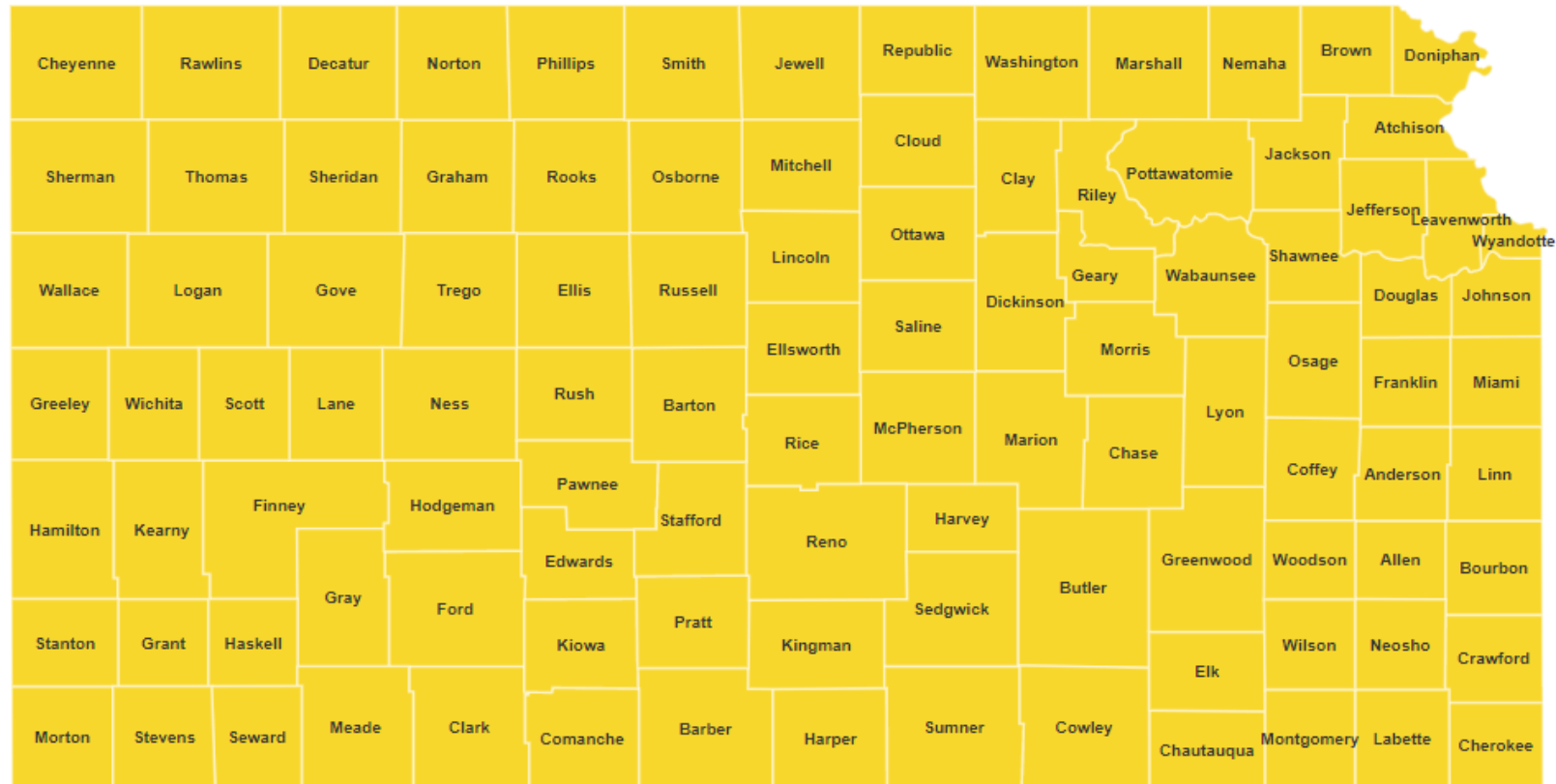


- [Home](#)
- [About the Survey](#)
- [Survey Registration](#)
- [Resources](#)
- [Maps](#)
- [Help](#)
- [Contact Us](#)
- [View / Create Reports](#)
- [District Login](#)

[Learn More About How The KCTC Survey Benefits Our Communities And Our Schools.](#)

Select a county on the map or in the dropdowns to view data :

OR OR OR





KANSAS

Communities That Care Student Survey



[Home](#) [About](#) [Survey Registration](#) [Resources](#) [Help](#) [Contact Us](#)

[View / Create Reports](#)  [District Login](#) 

County:

Search for Question

School Domain

Community Domain

Peer/Individual
Domain

Family Domain

Problem Behaviors

Alcohol

Tobacco

Marijuana

Prescription Drugs

Cocaine, LSD and
Other Drugs

Pre-Defined
Reports/County Maps

Depression/Suicide

Risk Factors

Protective Factors

Participation Rate

Demographics

On how many occasions (if any) have you had beer, wine or hard liquor during the past 30 days?

County/Region:

Level:

Beginning Year

Ending Year

Response:

Allen County ▼

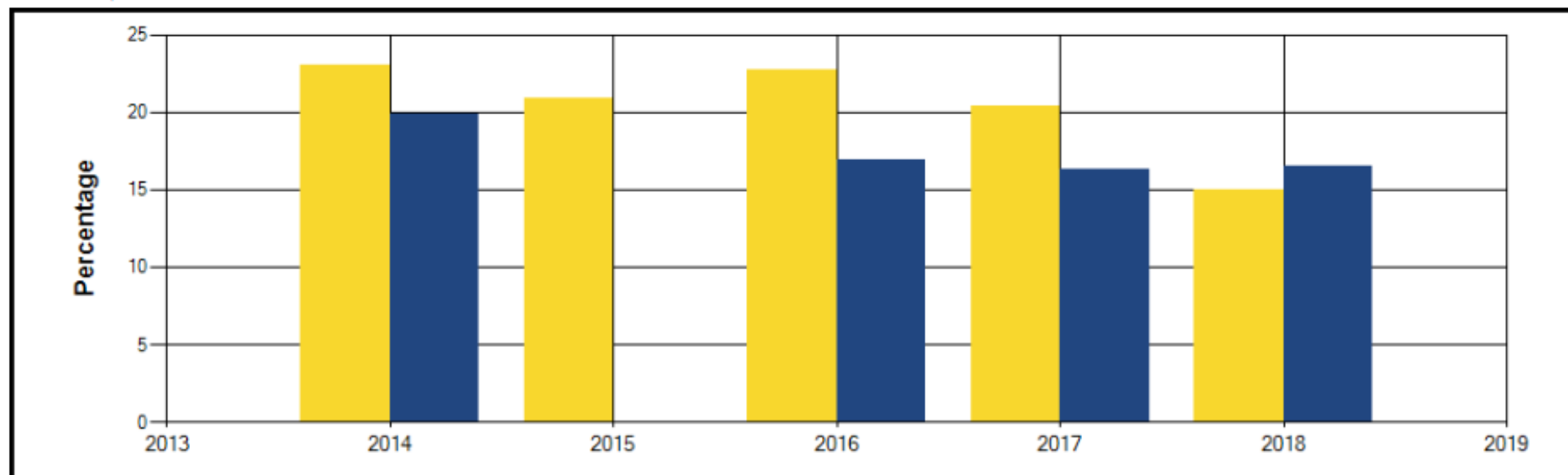
Total ▼

2014 ▼

2018 ▼

At least once

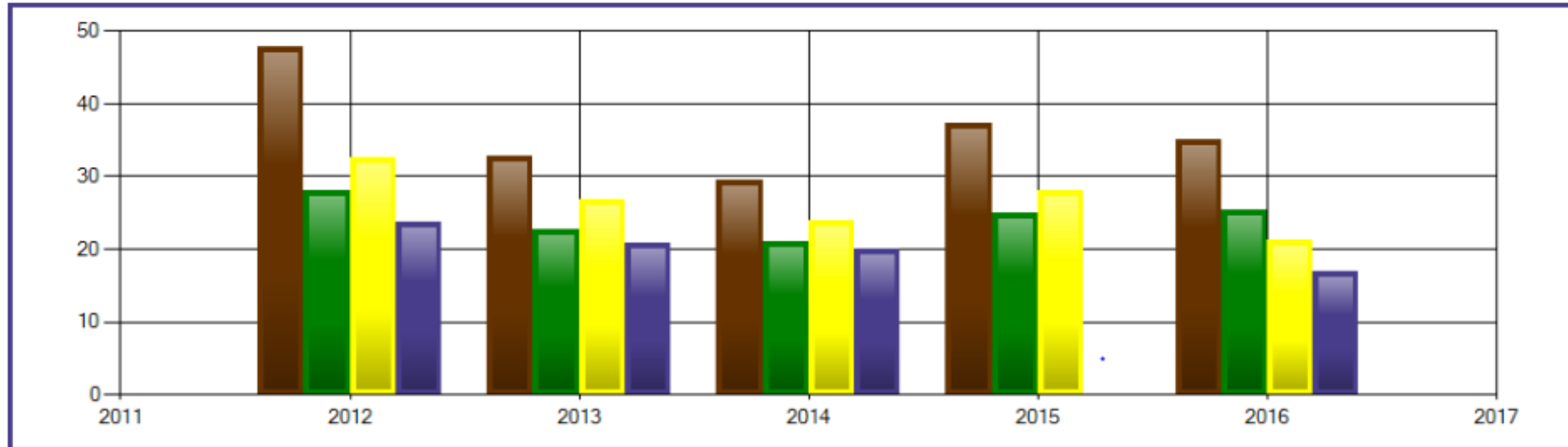
[Back to Questions/Indicators](#)



Year	2014	2015	2016	2017	2018
County	23.02	20.90	22.76	20.36	15.02
State	19.91	16.98	16.31	16.51	16.51

State/County/District/Building Comparisons

[Back to Questions/Indicators](#)



Year	2012	2013	2014	2015	2016
Building	47.89	32.86	29.49	37.29	35.00
District	28.08	22.66	20.98	25.00	25.38
County	32.60	26.78	23.92	28.10	21.18
State	23.75	20.87	19.91		16.98



KANSAS

Communities That Care Student Survey



[Home](#) [About](#) [Survey Registration](#) [Resources](#) [Help](#) [Contact Us](#)

[View / Create Reports](#)  [District Login](#) 

County:

Search for Question

School Domain

Community Domain

Peer/Individual
Domain

Family Domain

Problem Behaviors

Alcohol

Tobacco

Marijuana

Prescription Drugs

Cocaine, LSD and
Other Drugs

Pre-Defined
Reports/County Maps

Depression/Suicide

Risk Factors

Protective Factors

Participation Rate

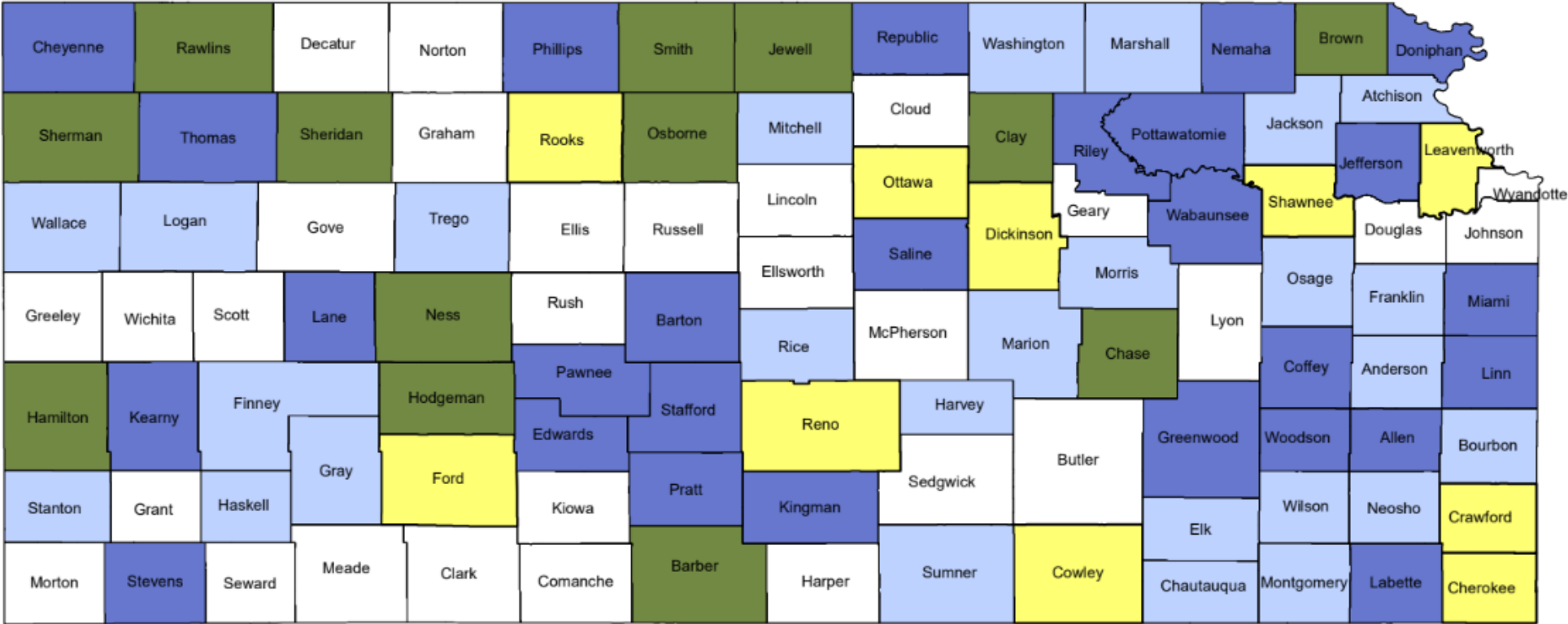
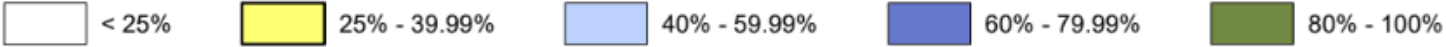
Demographics



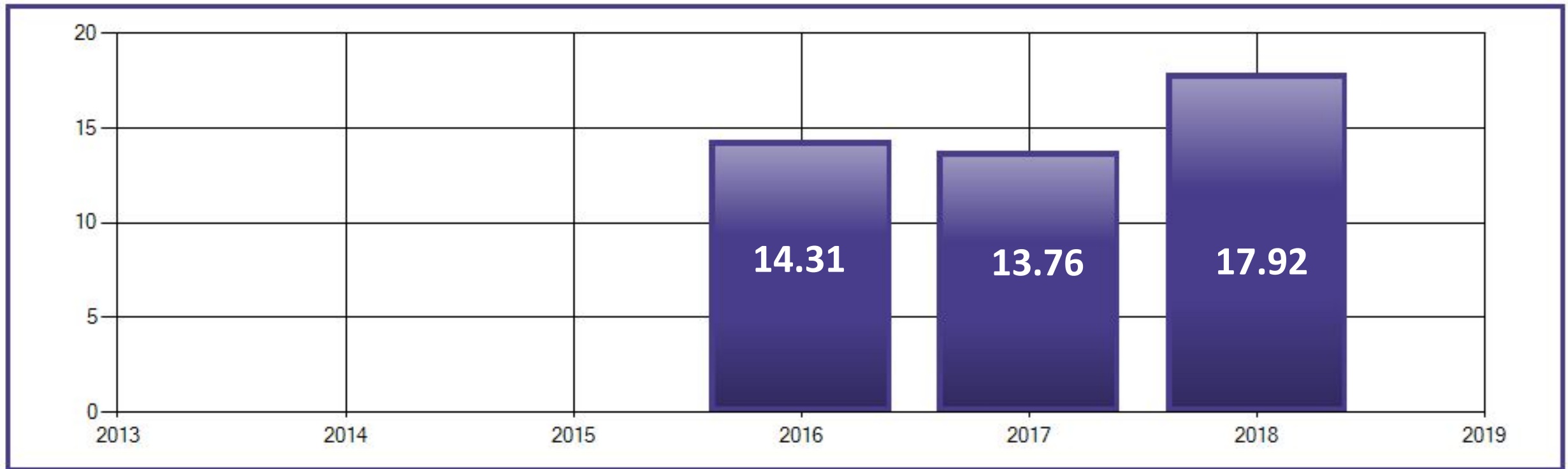
KCTC Optional Depression & Suicide Module Questions

- ❖ During the past 12 months, did you ever feel so sad or hopeless almost every day for **two weeks or more in a row** that you stopped doing some usual activities?
- ❖ Have you ever **seriously** thought about killing yourself?
- ❖ Have you ever made a **plan** about how you would kill yourself?
- ❖ Have you ever **tried** to kill yourself?

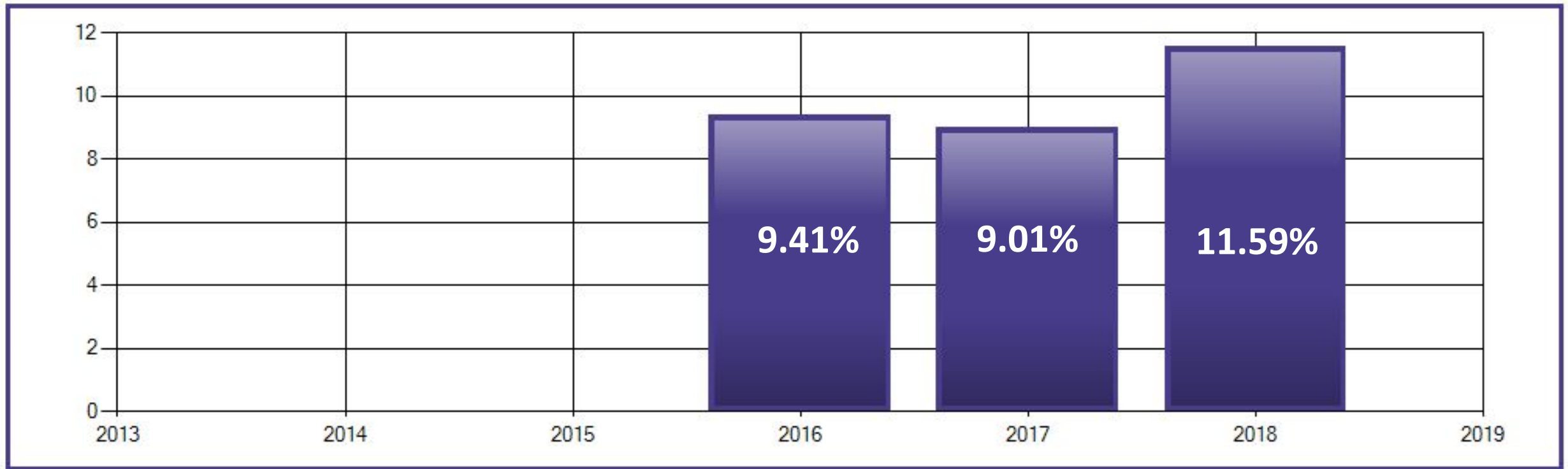
2018 KCTC COUNTY DEPRESSION/SUICIDE MODULE PARTICIPATION RATES



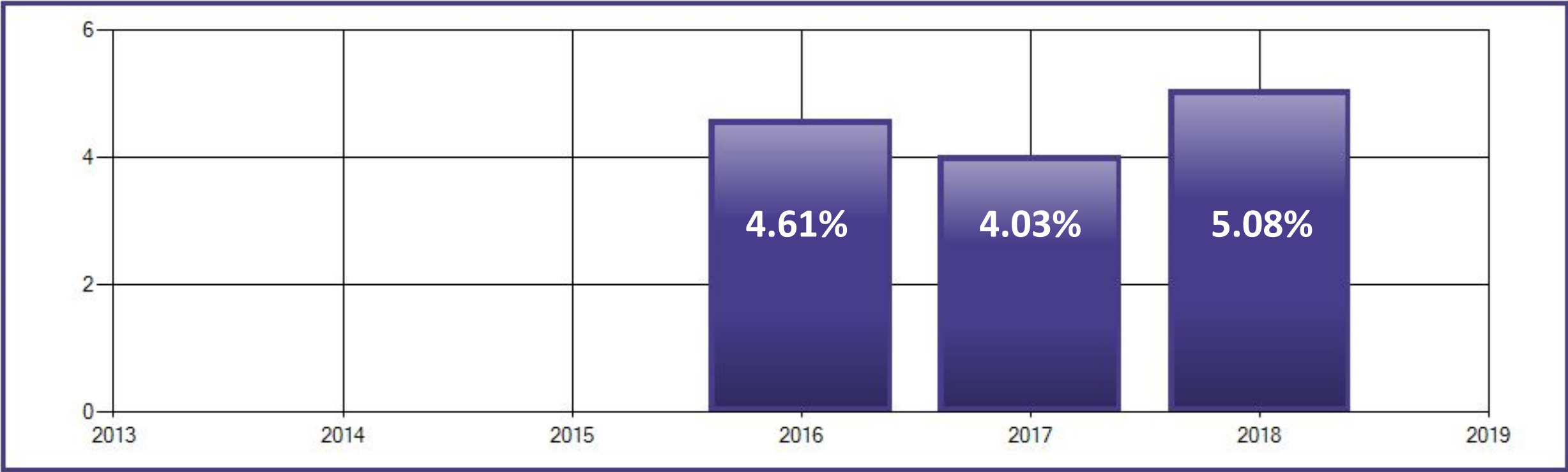
Have you seriously thought about killing yourself, in the past year?



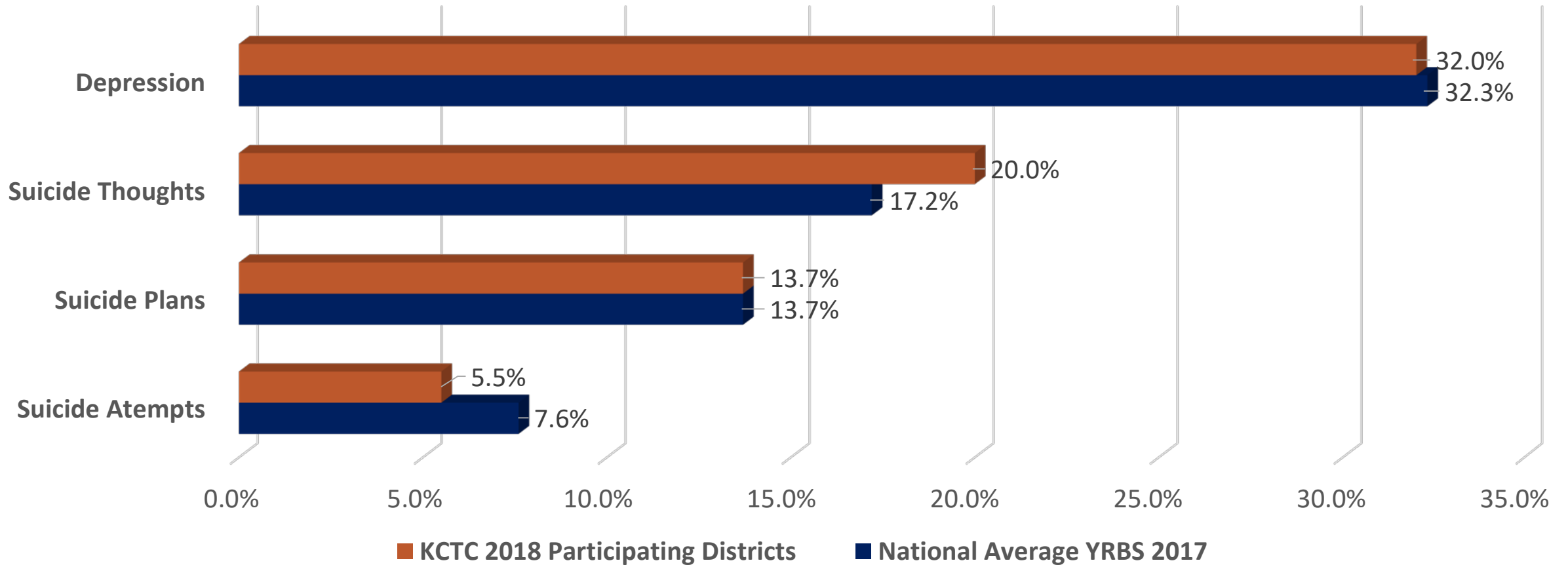
Have you made a plan to kill yourself, in the last year?



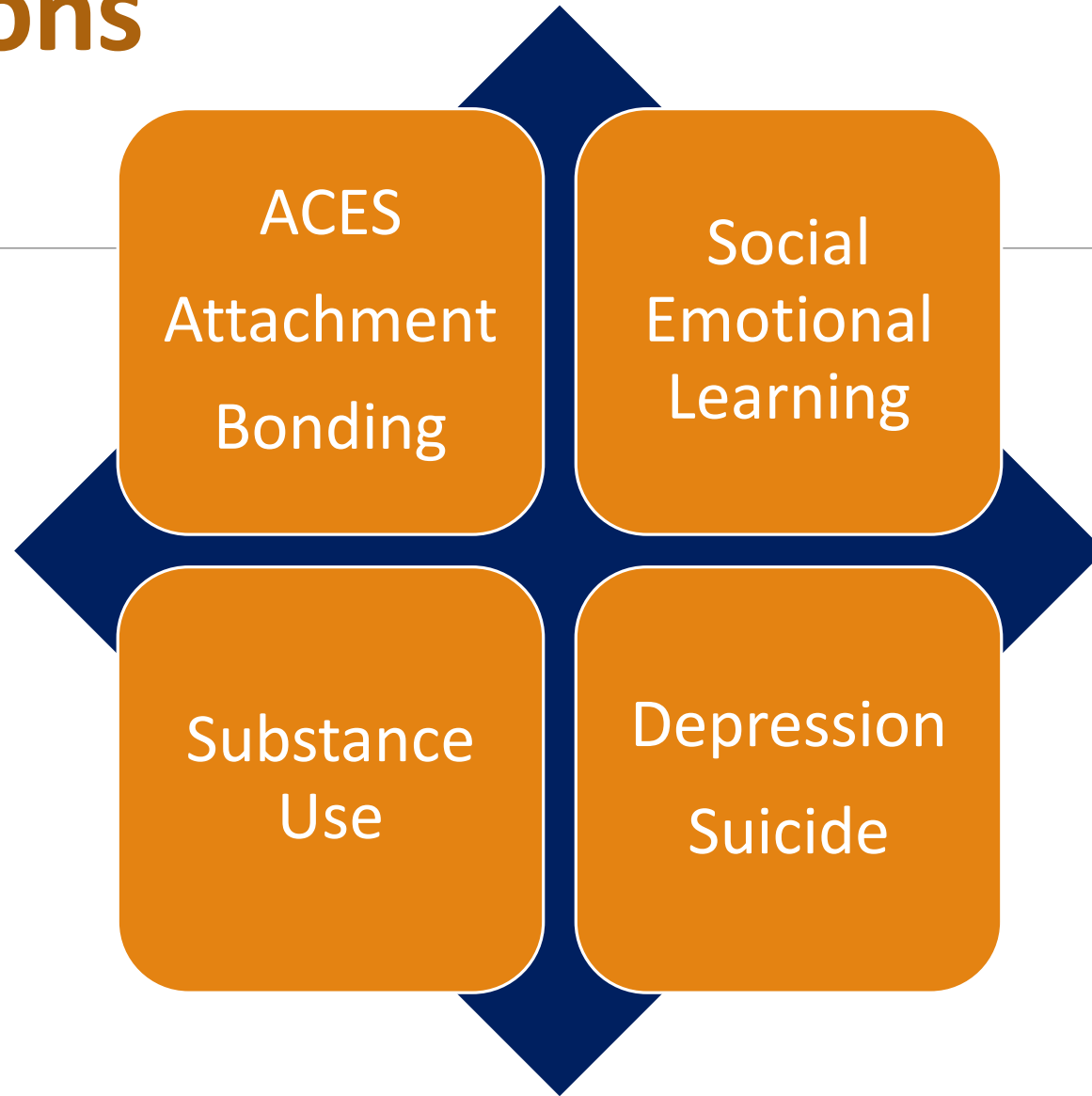
Have you tried to kill yourself, in the last year?



Youth (10th 12th grade) Past-Year Depression & Suicide Indicators

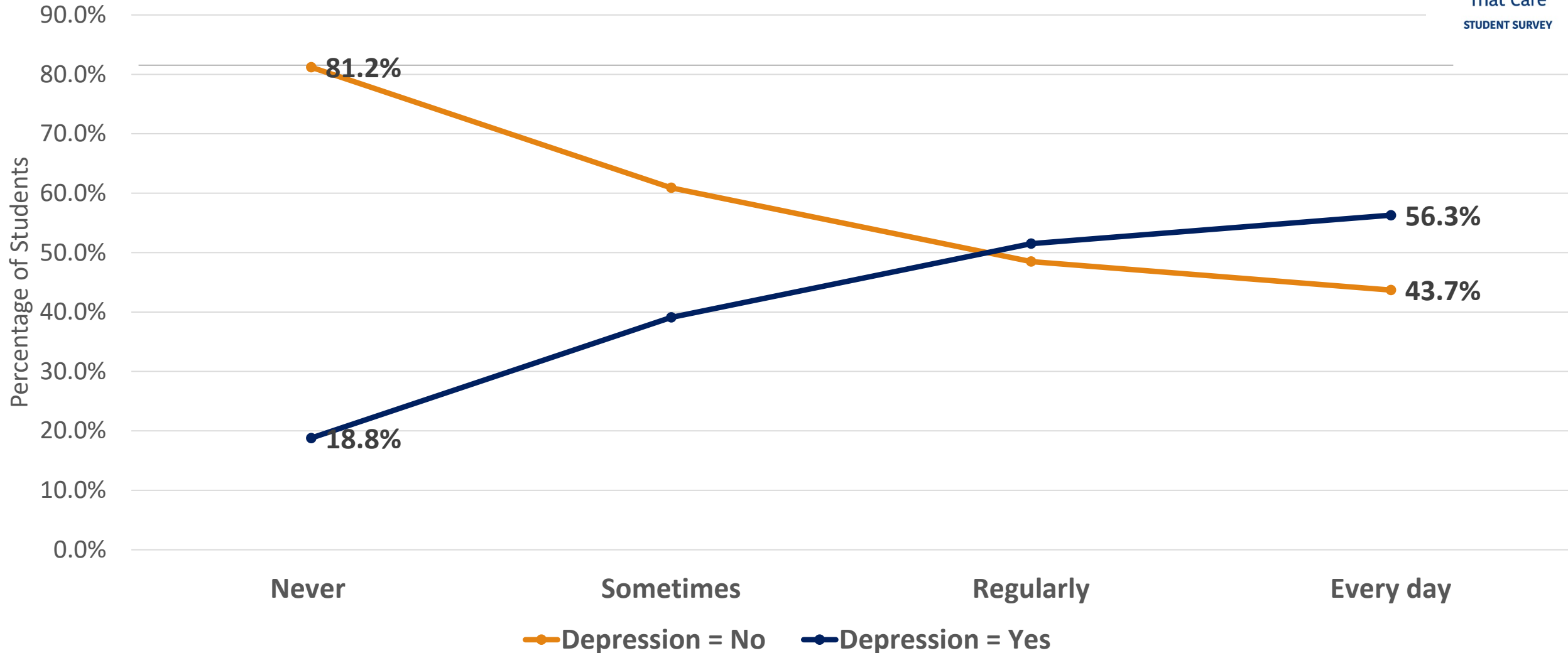


Connections

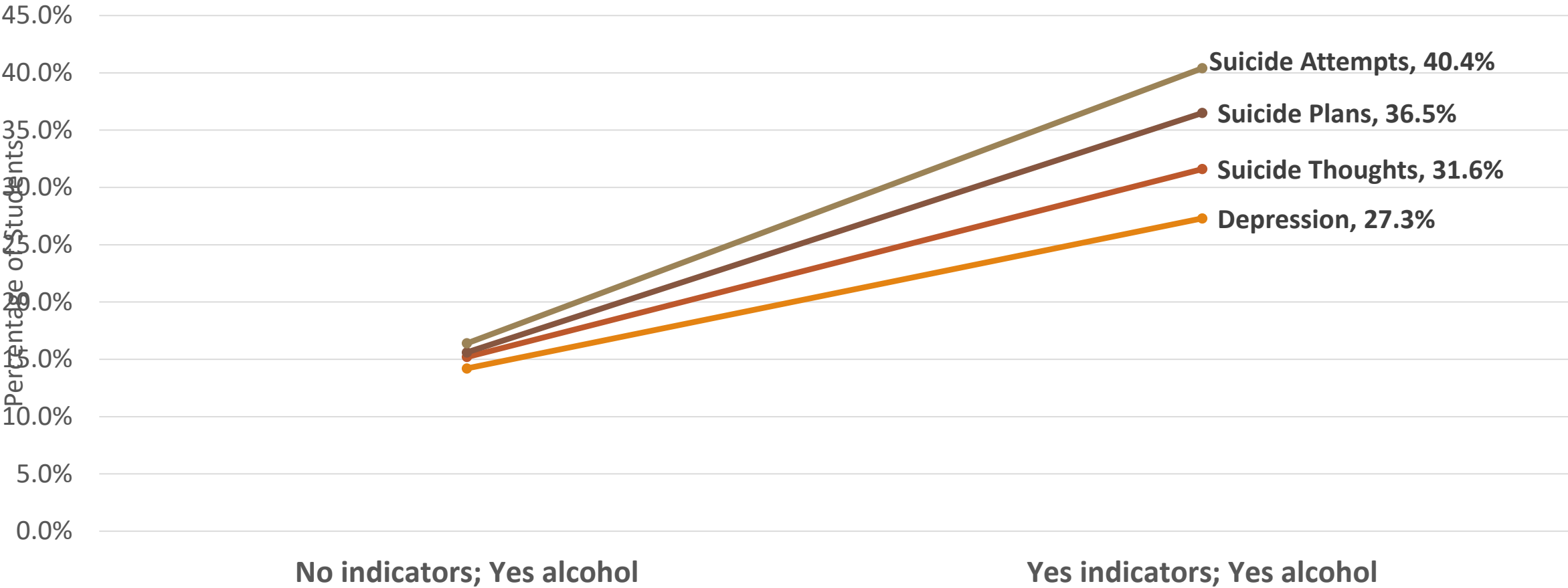


Kansas Youth Bullying & Depression 2018

During this school year, how often have you been bullied at school?

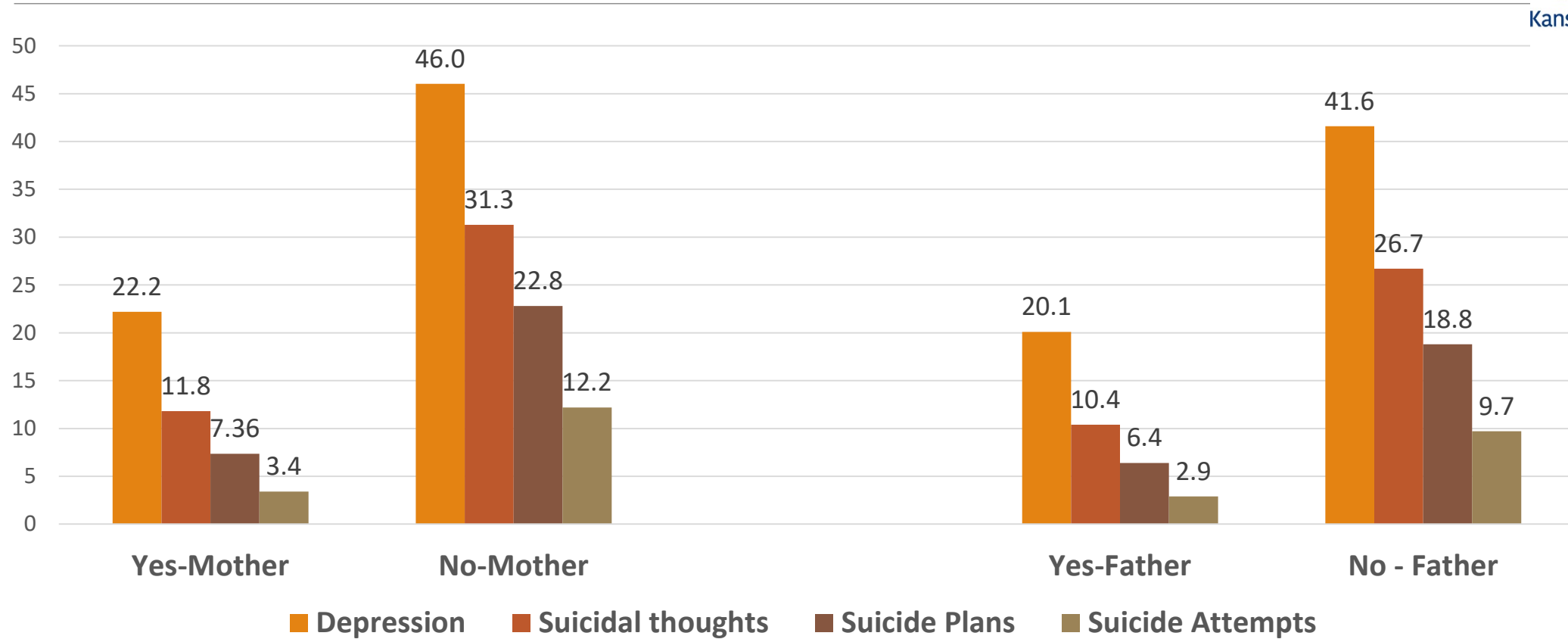


Kansas Youth Past 30-Day Alcohol Use and Past Year Depression/Suicide Indicators



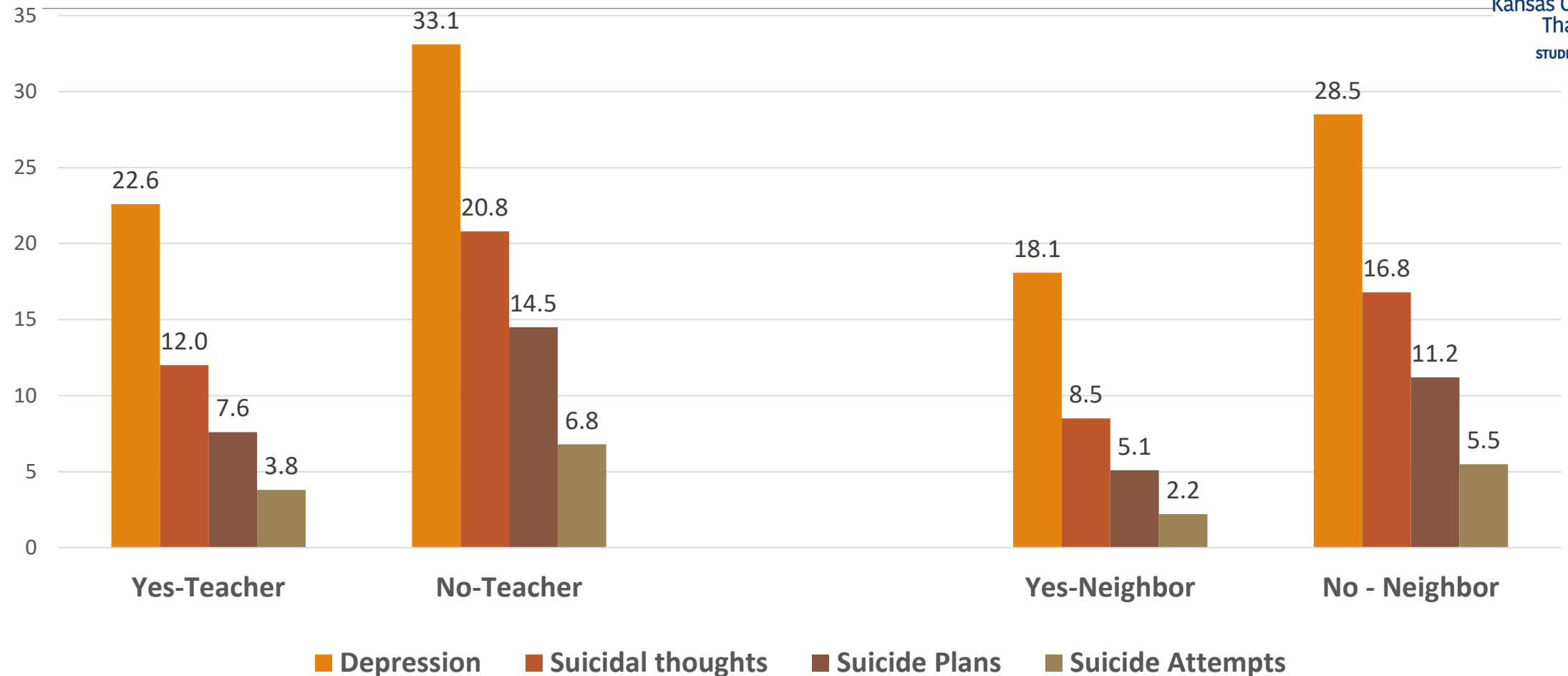
Kansas Youth Attachment & Depression/Suicide

- I feel very close to my Mother/Father



Kansas Youth Attachment & Depression/Suicide

- My teacher(s)/neighbor(s) notice when I do a good job and tell me about it



Depression

What We Know About Kansas Youth

- ❖ Youth reporting past year depression ALSO reported:
 - ❖ Family conflict
 - ❖ Being bullied in past year
 - ❖ Fewer opportunities for involvement
 - ❖ Fewer family rewards
 - ❖ Higher reported substance use (all substances) with the largest differences found for alcohol and marijuana use

- ❖ More cumulative risk factors
- ❖ Fewer cumulative protective factors
- ❖ High availability of drugs

Suicidal Thoughts & Plans

What We Know About Kansas Youth

- ❖ In addition to the list on the previous slide, youth reporting past year suicidal thoughts and plans ALSO reported:
 - ❖ Family history of antisocial behavior
 - ❖ Favorable attitudes toward drug use

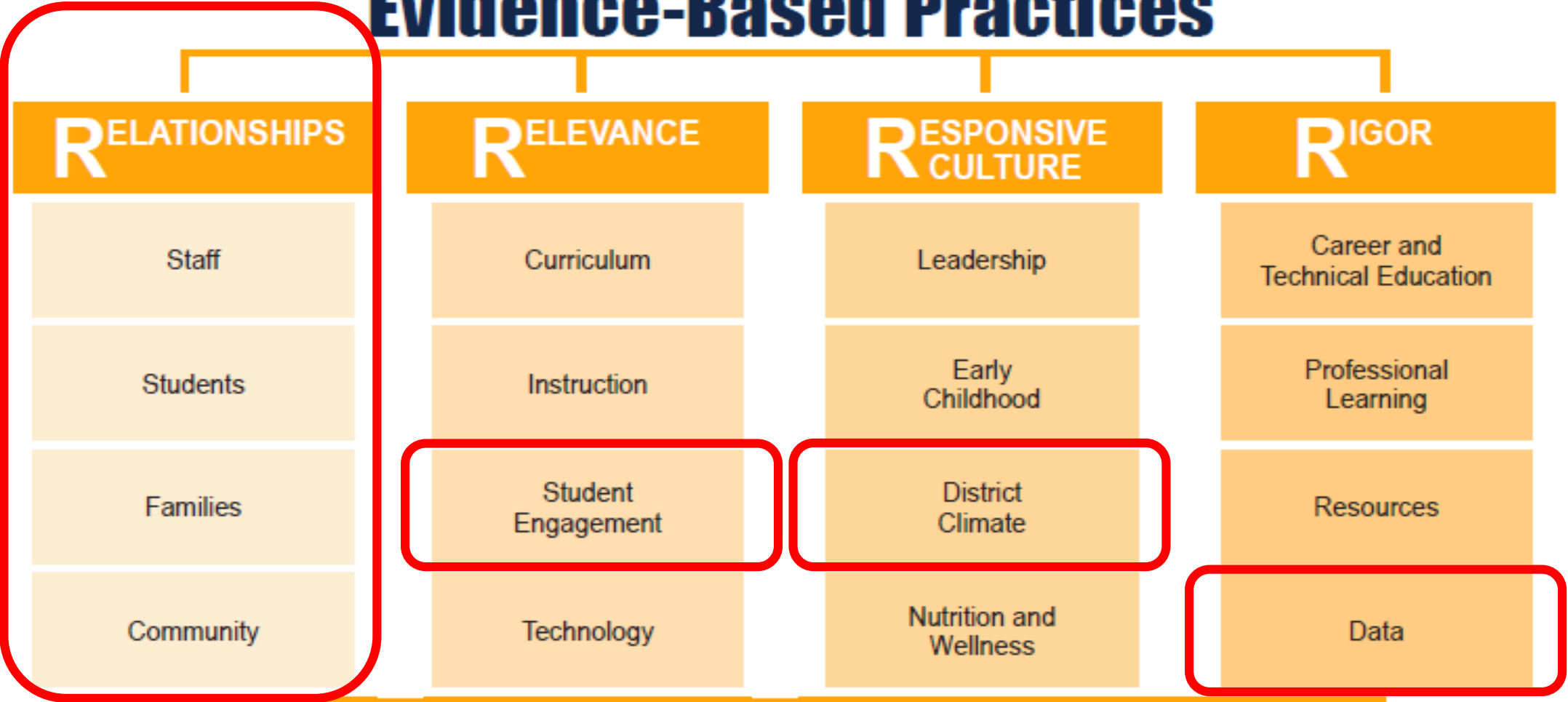
Suicide Attempts

What We Know About Kansas Youth

- ❖ For students reporting they had attempted suicide, additional risk factors included:
 - ❖ Community disorganization
 - ❖ Availability of drugs
 - ❖ Poor family management
 - ❖ Low commitment to school
 - ❖ Early initiation of drug use
 - ❖ Early initiation of antisocial behavior
 - ❖ Peers who use drugs
 - ❖ Rewards for antisocial behavior
 - ❖ Few community rewards for positive behavior

Kansas Vision for Education, KSDE

Evidence-Based Practices





KANSAS

Communities That Care
Student Survey



[Home](#) [About](#) [Survey Registration](#) [Resources](#) [Help](#) [Contact Us](#)

[View / Create Reports](#) [District Login](#)

County:

Search for Question

School Domain

Community Domain

Peer/Individual
Domain

Family Domain

Problem Behaviors

Alcohol

Tobacco

Marijuana

Prescription Drugs

Cocaine, LSD and
Other Drugs

Pre-Defined
Reports/County Maps

Depression/Suicide

Risk Factors

Protective Factors

Participation Rate

Demographics

KCTC Social Emotional Learning Report

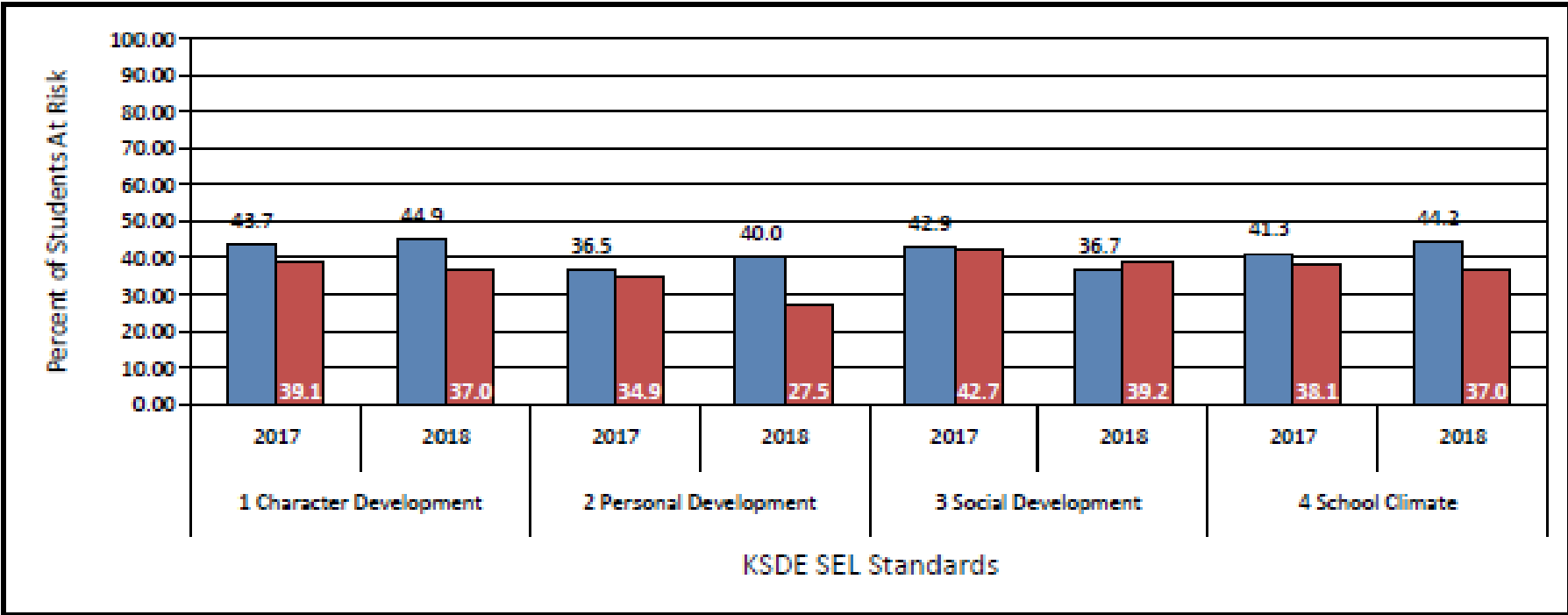
District Percentage Participation by Grade

6th Grade:	8th Grade:	10th Grade:	12th Grade:	Total Participation:
86.1	92.5	70.5	71.1	80.4

All Grades

Percentage of students 'at risk'

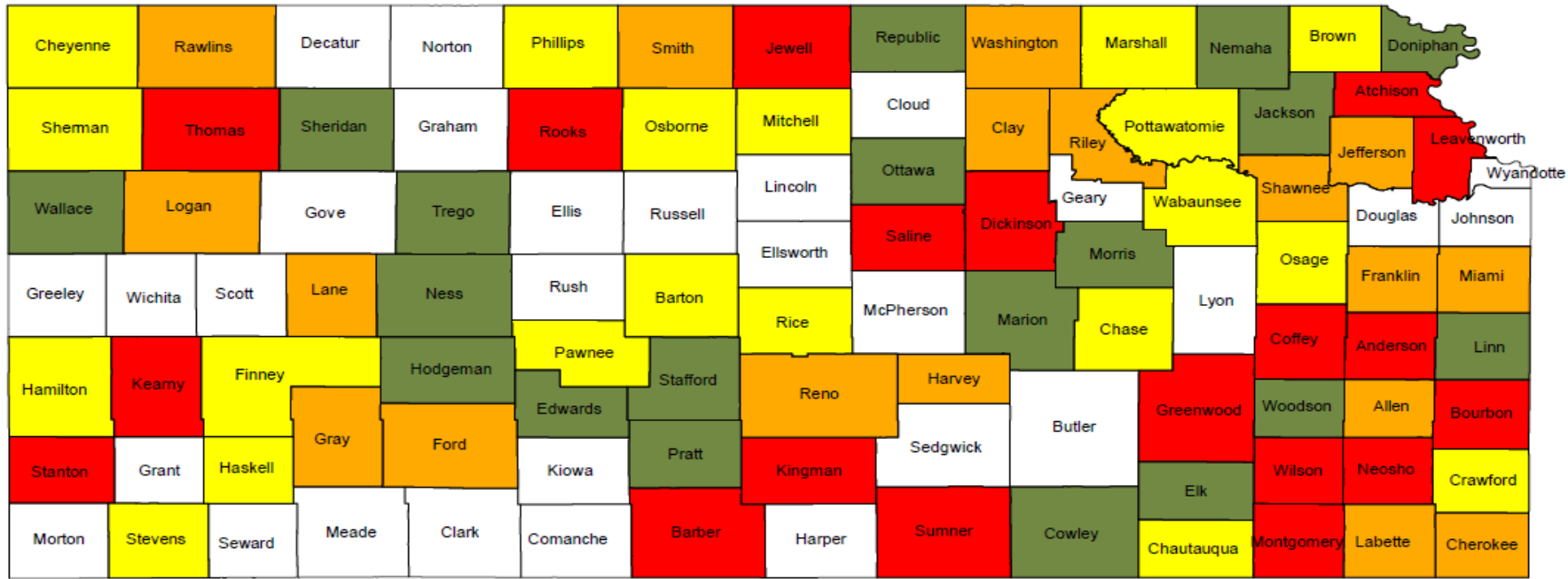
District: ■ Kansas: ■





Past Year Thoughts of Suicide by Kansas County 2018

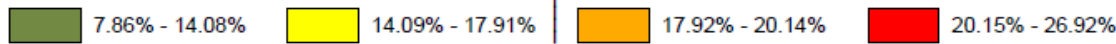
Percent of 6th, 8th, 10th, & 12th grade students surveyed who responded "Yes, in the last 30 days" or "Yes, in the past year" to the following question: "Have you ever seriously thought about killing yourself? (If yes, please choose the most recent answer.)"



Blank = Participation < 25%

Percent of Students

State Average
17.92%

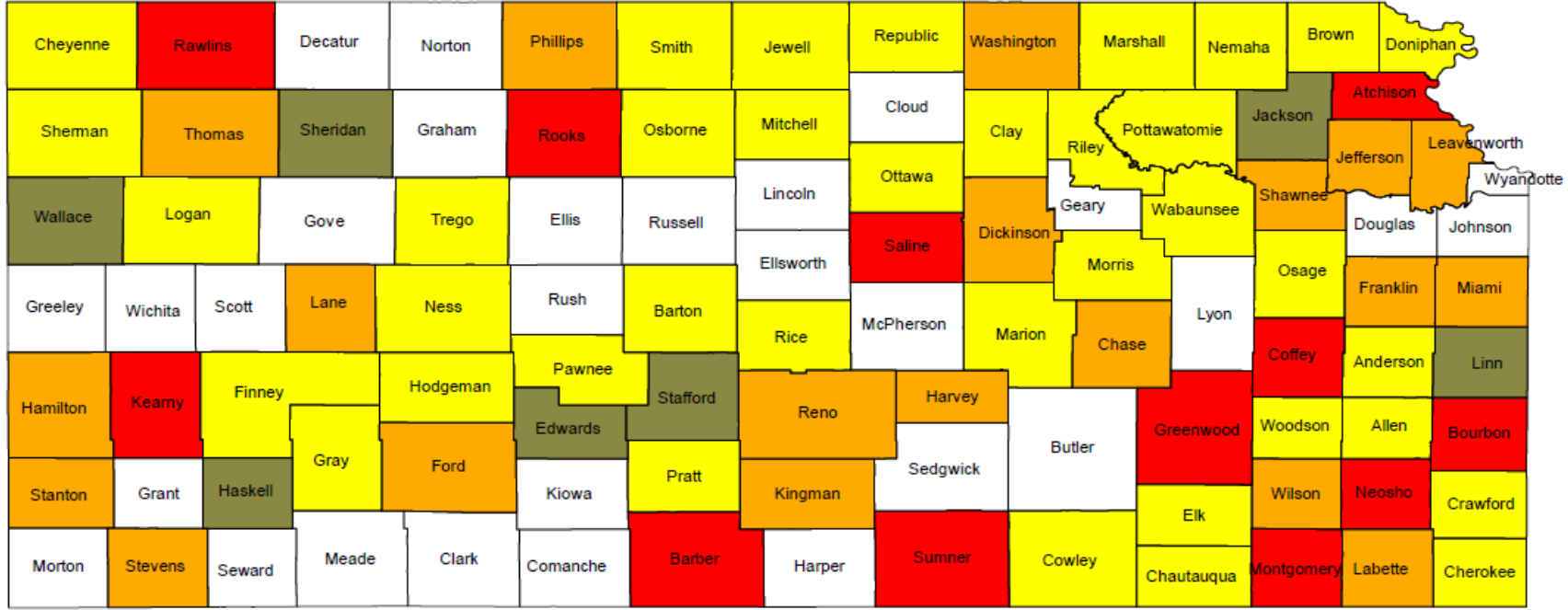


Data provided by: Greenbush
Research & Evaluation Department



Past Year Plans for Suicide by Kansas County 2018

Percent of 6th, 8th, 10th, & 12th grade students surveyed who responded "Yes, in the last 30 days" or "Yes, in the past year" to the following question: "Have you ever made a plan about how you would kill yourself? (If yes, please choose the most recent answer.)"



Blank = Participation < 25%

Percent of Students

State Average
11.59%

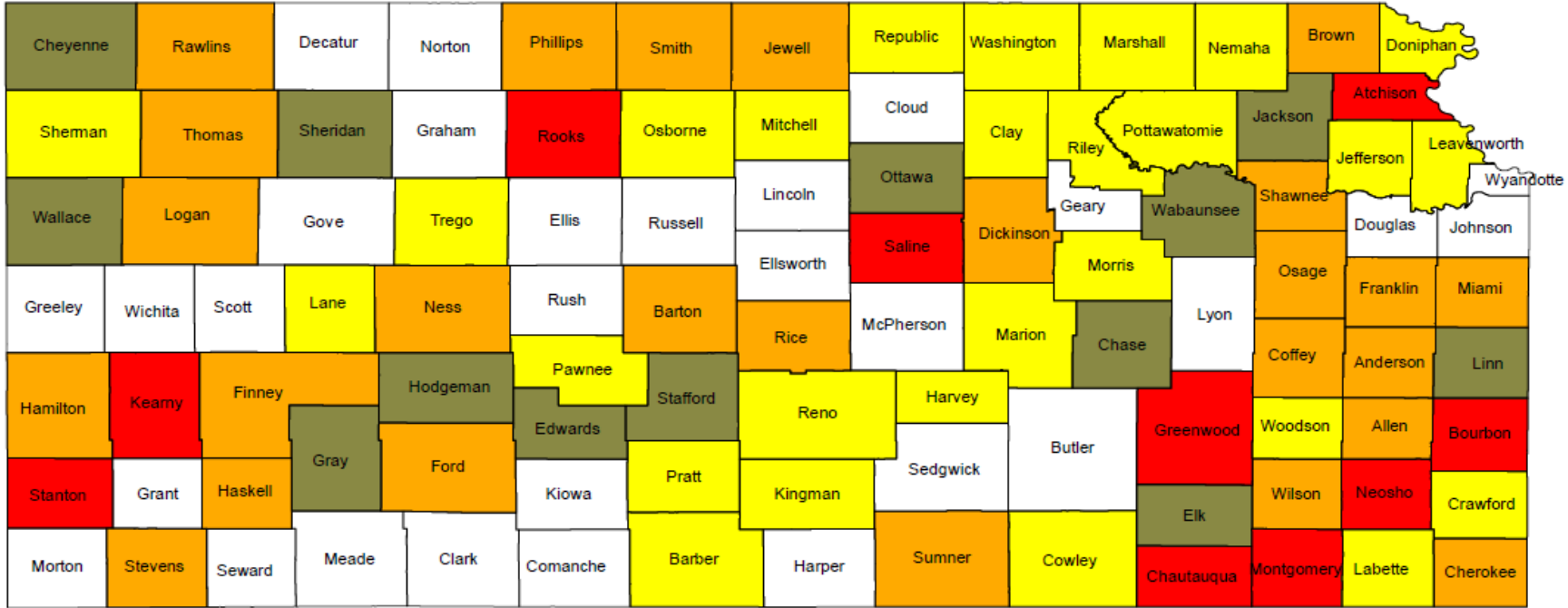


Data provided by: Greenbush
Research & Evaluation Department



Past Year Suicide Attempt by Kansas County 2018

Percent of 6th, 8th, 10th, & 12th grade students surveyed who responded "Yes, in the last 30 days" or "Yes, in the past year" to the following question: "Have you ever tried to kill yourself? (If yes, please choose the most recent answer.)"



Blank = Participation < 25%

Percent of Students

State Average
5.08%



Data provided by: **Greenbush**
Research & Evaluation Department

GBHSPC- Prevention Sub-Committee

- ❖ Emphasis on integrated behavioral health prevention
- ❖ Drafting a State Prevention Plan to be completed this year
- ❖ Dedicated effort to understand the work of all GBHSPC subcommittees' work
- ❖ Drafting a State Prevention Plan to be completed this year
- ❖ Inclusion of indicator for **Suicide**: Number of deaths from suicide per 100,000 population and youth depression: Major depressive episodes and self-reported depression

Kansas State Department of Education

REQUIRED and **Recommended** Student and Staff Training



Prevention and Responsive Culture

Suicide Awareness and Prevention

Once you acknowledge that suicide is as much a risk for your child as not wearing a seat belt while driving or using alcohol or drugs or engaging in risky sexual behavior, you've taken the first step in prevention. You talk to your children about these other behaviors which can put them at personal risk, and suicide is no different. It's something you CAN and SHOULD talk about with your children.

SOURCE: [Society for the Prevention of Teen Suicide](#)

Universal resources:

- [CDC Vital Signs](#)
- [DCCCA Suicide Prevention Module Series](#)
- [Erika's Lighthouse: A Beacon of Hope for Adolescent Depression](#)
- [Evidence-based Programs and Practices](#), Suicide Prevention Center
- [Jason Foundation](#)
- [Kansas Suicide Prevention Resource Center](#)
- [Kansas Suicide Prevention Plan](#), Kansas Department for Aging and Disability Services
- [Suicide Prevention Resource List](#)
- [Teen Suicide](#), National Center for Injury Prevention and Control, Center for Disease Control (CDC)
- [Suicide: Risk Factors and How to Help](#)
- [Youth Suicide Awareness](#)

For more information, contact:



Kent Reed, Education Program Consultant –
School Counseling
Career, Standards & Assessment Services
Kansas State Department of Education
Landon State Office Building
900 S.W. Jackson Street, Suite 653
Topeka, KS 66612
(785) 296-8109
www.ksde.org

**REQUIRED
ANNUALLY**

- Staff (*one hour*)

The Kansas State Department of Education does not discriminate on the basis of race, color, national origin, sex, disability, or age in its programs and activities and provides equal access to the Boy Scouts and other designated youth groups. The following person has been designated to handle inquiries regarding the non-discrimination policies: KSDE General Counsel, Office of General Counsel, KSDE, Landon State Office Building, 900 S.W. Jackson, Suite 102, Topeka, KS 66612, (785) 296-3204

July 2016

Targeted and intensive

resources:

- [After Suicide Toolkit](#), Suicide Prevention Resource Center
- [Example District Suicide Intervention Manual](#), Blue Valley USD 229
- [The Relationship Between Bullying and Suicide: What We Know and What it Means for Schools](#), CDC
- [Trevor Project](#)
- [UCLA School Mental Health Project Center for Mental Health in Schools](#)

Headquarters, Inc



- National Suicide Prevention Lifeline Crisis Center
- Open since 1969
- Student Clinic providing therapy sessions
- Online chat service at www.headquarterscounselingcenter.org

Kansas
Suicide
Prevention
RESOURCE CENTER

- Providing suicide prevention training and technical assistance to communities across the state
- Online resources at www.kansassuicideprevention.org



Don't miss a thing!

Sign up to receive the Kansas Prevention Collaborative monthly newsletter!

Sign Up 

What's Happening

[More News](#)

What is PreventionWorKS?

PreventionWorKS

What is PreventionWorKS?

Join Kansas coalitions in making connections, discovering new resources, and uniting communities across the state!

[Understanding Trauma](#)

[e-Learning Modules](#)

[Coalition Directory](#)

[Prevention Certification](#)

Resources

Information, materials, and a variety of resources to help you raise awareness and further prevention efforts in your community.

- [Suicide Prevention](#)
- [Problem Gambling Prevention](#)
- [Underage Drinking Prevention](#)
- [Prescription Drug Abuse Prevention](#)

[More Resources](#)

Recommendations

- ❖ Encourage local level surveillance/KCTC survey participation including participation in the depression/suicide module.
- ❖ Encourage use of data for local-level prevention planning and monitoring.
- ❖ Increase awareness by sharing local data with community stakeholders.
- ❖ Awareness and education to reduce myths surrounding youth suicide (e.g. asking youth about suicide thoughts or plans will plant a seed or make it happen).

thank you!

Lisa Chaney

Director of Research & Evaluation

Greenbush - The Southeast Kansas Education Service Center

Lisa.Chaney@Greenbush.org

620-724-6281

