

# KANSAS

ABUSE, NEGLECT & EXPLOITATION UNIT  
(ANE UNIT)

## ANNUAL REPORT

JULY 1, 2008 - JUNE 30, 2009



[WWW.KSAG.ORG](http://WWW.KSAG.ORG)  
[ANE@KSAG.ORG](mailto:ANE@KSAG.ORG)

Published by the Office of Attorney General  
120 SW 10th, 2nd Floor  
Topeka, KS 66612



Kansas Attorney General  
Steve Six

Office of the Kansas Attorney General  
120 SW 10th Avenue, 2nd Floor  
Topeka, KS 66612-1597  
(785) 296-2215 FAX (785) 296-6296  
[www.KSAG.org](http://www.KSAG.org)

My Fellow Kansans:

It is my on-going mission to serve and protect Kansans of all ages. Our children are our best resource and our hope for the future. Older generations have worked hard and fought for the principles by which we live. As such, in compliance with K.S.A 75-723, the Abuse, Neglect and Exploitation Unit (ANE) receive and monitor complaints of abuse against children and vulnerable adults. It is through this oversight that we can strive to prevent abuse in these most vulnerable populations.

The Attorney General's ANE unit works in coordination with state and local agencies to increase awareness of abuse, to support reporting and prosecution of abuse, neglect and exploitation of children and vulnerable adults and to make our state a better place to live and raise a family.

In this report I outline some of the successes, challenges and ways we can improve our protection of Kansas kids and seniors.

Sincerely,

  
Steve Six  
Kansas Attorney General



Abuse, Neglect & Exploitation (ANE) Unit  
July 1, 2008 – June 30, 2009

TABLE OF CONTENTS

I.	Acknowledgments.....	3
II.	Statute.....	4
III.	Activities, Investigations and Findings.....	5
IV.	Concerns and Recommendations.....	12
V.	Appendices	
	Reports of Child Abuse by Region/County.....	App.1-1
	Reports of Adult Abuse by Region/County.....	App. 2-1
	Disposition of Child Cases by Region/County 2007-2008.....	App. 3-1
	Disposition of Child Cases by Region Only 2007-2008.....	App. 3-8
	Disposition of Adult Cases by Region/County 2007-2008.....	App. 4-1
	Disposition of Adult Cases by Region Only 2007-2008.....	App. 4-9



Abuse, Neglect & Exploitation (ANE) Unit  
July 1, 2008 – June 30, 2009

*ACKNOWLEDGEMENTS*

The ANE Unit aims to increase awareness, reporting and prosecution of abuse, neglect and exploitation of children and vulnerable adults in Kansas. The unit receives an abundance of reports throughout the year, both in the form of findings issued by other agencies and through consumer concerns. We recognize many of the cooperating agencies are functioning at reduced staffing levels with no abeyance in the need for services. In the best of times, the unit could not possibly function effectively without the cooperation and communication we receive from other agencies.

We express sincere gratitude to the Kansas Department on Aging, Kansas Department of Health and Environment and the Kansas Department of Social and Rehabilitation Services for their response. In addition, we thank district and county attorneys and local law enforcement agencies throughout the state of Kansas for sharing information. It is imperative that we continue to work together to protect Kansas citizens, and we recognize all of these agencies for their willingness to continue to collaborate on effective means to do so.



Abuse, Neglect & Exploitation (ANE) Unit  
July 1, 2008 – June 30, 2009

**K.S.A. 75-723**  
**Chapter 75.—STATE DEPARTMENTS; PUBLIC OFFICERS AND EMPLOYEES**  
**Article 7.—ATTORNEY GENERAL**

**75-723. Abuse, neglect and exploitation unit; confidentiality of investigations; reports forwarded to unit; report to legislature; rules and regulations; prohibition on use of funds; contracting.** (a) There is hereby created in the office of the attorney general an abuse, neglect and exploitation of persons unit.

(b) Except as provided by subsection (h), the information obtained and the investigations conducted by the unit shall be confidential as required by state or federal law. Upon request of the unit, the unit shall have access to all records of reports, investigation documents and written reports of findings related to confirmed cases of abuse, neglect or exploitation of persons or cases in which there is reasonable suspicion to believe abuse, neglect or exploitation of persons has occurred which are received or generated by the department of social and rehabilitation services, department on aging or department of health and environment.

(c) Except for reports alleging only self-neglect, such state agency receiving reports of abuse, neglect or exploitation of persons shall forward to the unit:

(1) Within 10 days of confirmation, reports of findings concerning the confirmed abuse, neglect or exploitation of persons; and

(2) Within 10 days of such denial, each report of an investigation in which such state agency was denied the opportunity or ability to conduct or complete a full investigation of abuse, neglect or exploitation of persons.

(d) On or before the first day of the regular legislative session each year, the unit shall submit to the legislature a written report of the unit's activities, investigations and findings for the preceding fiscal year.

(e) The attorney general shall adopt rules and regulations as deemed appropriate for the administration of this section.

(f) No state funds appropriated to support the provisions of the abuse, neglect or exploitation of persons unit and expended to contract with any third party shall be used by a third party to file any civil action against the state of Kansas or any agency of the state of Kansas. Nothing in this section shall prohibit the attorney general from initiating or participating in any civil action against any party.

(g) The attorney general may contract with other agencies or organizations to provide services related to the investigation or litigation of findings related to abuse, neglect or exploitation of persons.

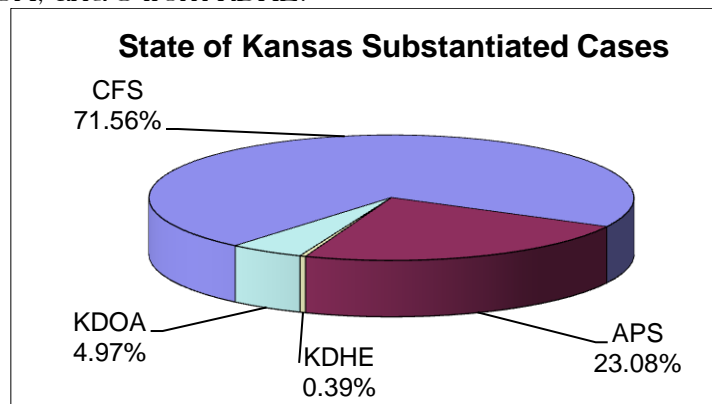
(h) Notwithstanding any other provision of law, nothing shall prohibit the attorney general or the unit from distributing or utilizing only that information obtained pursuant to a confirmed case of abuse, neglect or exploitation or cases in which there is reasonable suspicion to believe abuse, neglect or exploitation has occurred pursuant to this section with any third party contracted with by the attorney general to carry out the provisions of this section.



Abuse, Neglect & Exploitation (ANE) Unit  
July 1, 2008 – June 30, 2009

*ACTIVITIES, INVESTIGATIONS AND FINDINGS*

For the period of July 1, 2008 to June 30, 2009, the ANE Unit received 1287 reports of substantiated or confirmed abuse, neglect or exploitation from Kansas Department of Social and Rehabilitation Services (SRS), Kansas Department on Aging (KDOA) and Kansas Department of Health and Environment (KDHE). The reports consisted of 921 from SRS Children and Family Services (CFS), 297 from SRS Adult Protective Services (APS), 64 from KDOA, and 5 from KDHE.



**SRS Children and Family Services (CFS)** - Social workers investigate reports of child abuse, including physical injury, physical neglect, emotional injury or sexual acts inflicted upon a child. <http://www.srskansas.org>

**SRS Adult Protective Services (APS)** - Social workers investigate reports and provide protective services to adults, with their consent, who reside in the community, adults residing in facilities licensed/certified by Social and Rehabilitation Services, and to adults residing in adult care homes and other facilities licensed by the Kansas Department on Aging, when the alleged perpetrator is not a resident or employee of the facility. APS also investigates caregivers providing services to home and community based service (HCBS) clients. <http://www.srskansas.org>.

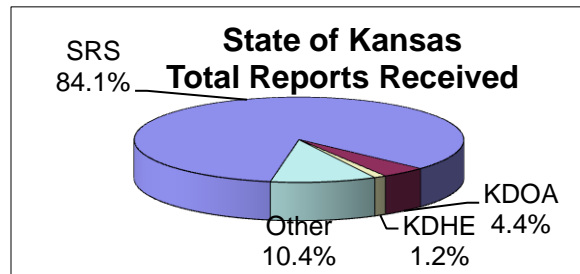
**KDOA** - Investigates reports of adult abuse, neglect and exploitation occurring in adult care homes (ACH). Examples: nursing home facilities, assisted living facilities, boarding care. <http://www.agingkansas.org>

**KDHE** - Investigates reports of adult abuse, neglect and exploitation occurring in medical facilities and non-long term care facilities. Examples: hospitals, ambulatory surgery centers, home health agencies, hospice, rural health clinics, outpatient physical therapy, portable x-ray units. <http://www.kdheks.gov>

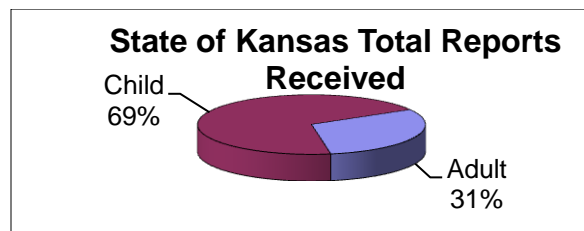


Abuse, Neglect & Exploitation (ANE) Unit  
July 1, 2008 – June 30, 2009

In addition to the reports of confirmed or substantiated abuse, the ANE Unit also receives “other” reports where investigations may have been originally denied or hindered. These reports come from law enforcement, SRS, KDOA, KDHE, legislators, or private citizens. The ANE Unit frequently receives complaints, concerns, or simply questions from the public. For the period of July 1, 2008 to June 30, 2009 the ANE Unit received 151 “other” reports. Of the 151 “other” reports, 84 were child abuse related and 67 were adult abuse related. Reports of confirmed or substantiated abuse combined with “other” reports reviewed accounted for a total of 1010 reports of child abuse and 446 reports of adult abuse for a total of 1456 cases. Reports can involve more than one victim and/or more than one perpetrator. Also received for review were 12 corrective actions issued by KDHE; these do not rise to the level of a confirmed finding. These are included in the total reports received of 1456.



More than 84% of the reports received by the ANE Unit originated with either SRS Children and Family Services (CFS) or Adult Protective Services (APS). More than 10% came from various “other” sources, slightly more than 4% came from KDOA, and just more than 1% were from KDHE.



Child ANE comprised 69% of all reports received. The remaining reports were on vulnerable adults over age 18.

In situations where unreported abuse is alleged, persons contacting the ANE Unit are encouraged to report directly to the proper investigative entity. When appropriate, referrals are made to the correct protection reporting center and to local law enforcement.

Complaints and concerns are explored to determine whether a report was received by the appropriate agency and the investigation is progressing as expected or could be aided by intervention.



Abuse, Neglect & Exploitation (ANE) Unit  
July 1, 2008 – June 30, 2009

The ANE Unit regularly serves as a liaison, coordinating with local law enforcement, county and district attorneys, SRS, KDOA, KDHE and the general public as is possible within state and federal confidentiality restrictions. This exchange provides an important constituent service and oversight function. The process allows for considerable insight into the functioning of each partner and often serves to educate the public as to roles and responsibilities of each.

The ANE Unit consistently informs citizens that information obtained as a result of inquiries on their behalf cannot be shared with them. The follow up completed regarding their report does provide a source of collateral information and an outlet for their concern. The interaction and follow up information obtained also serves to help assess the impact of current policies and procedures on victims and their families.

Ongoing discussions are held with state agency representatives to review policies, practices and procedures and to discuss system improvement and staff performance.

Progress toward establishing working relationships and developing consistent reporting to meet statutory requirements continues. The ANE Unit would not be serving the citizens of Kansas should it simply serve as a rubber stamp for work already completed. Our inquiries reveal that there is need for system improvement and for the continued education and development of individuals who work within it. At the same time it is important to clearly state that the vast majority of cases reviewed were handled within an expected range of outcomes.

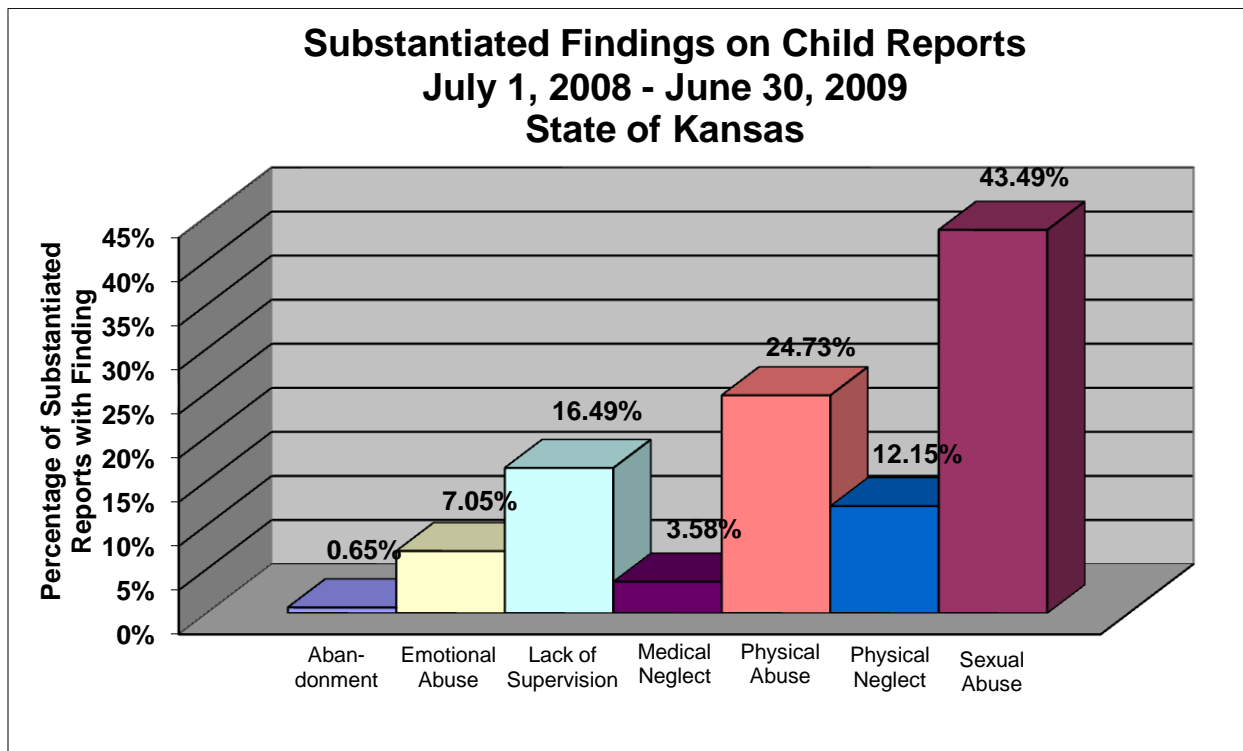
The ANE Unit is dependent upon the information supplied by cooperating agencies as data is collected to meet the statutory requirements of this unit. Even after its third year, the unit continues to identify and refine variables for reporting. We strive to cultivate positive working relationships with community agencies and express gratitude to those who, in addition to their daily duties, take time out of their schedules to answer inquiries and provide information on outcomes. We recognize each piece of the wheel serves a different function while maintaining a common goal: to move forward. Though we may identify gaps in service and a need for system improvement, it is only through communication and continued collaboration that we can all focus on keeping Kansas families safe.





Abuse, Neglect & Exploitation (ANE) Unit  
July 1, 2008 – June 30, 2009

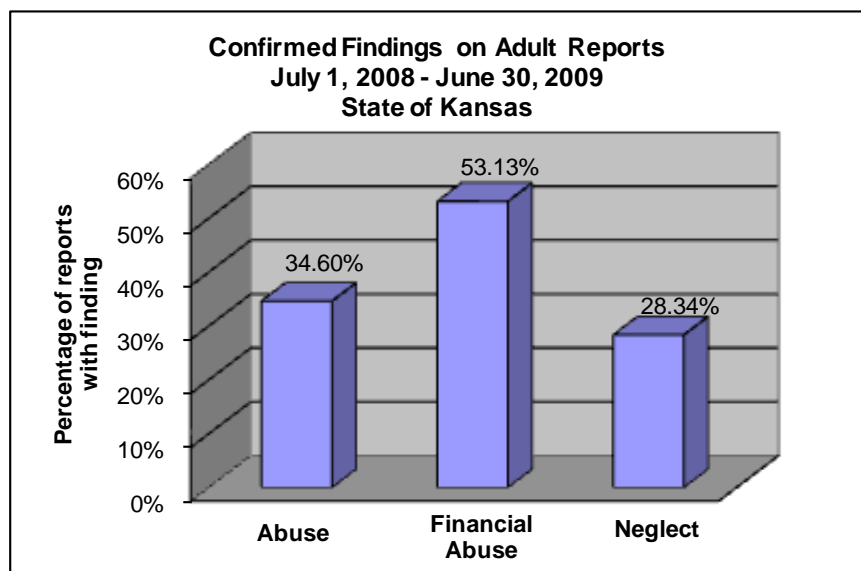
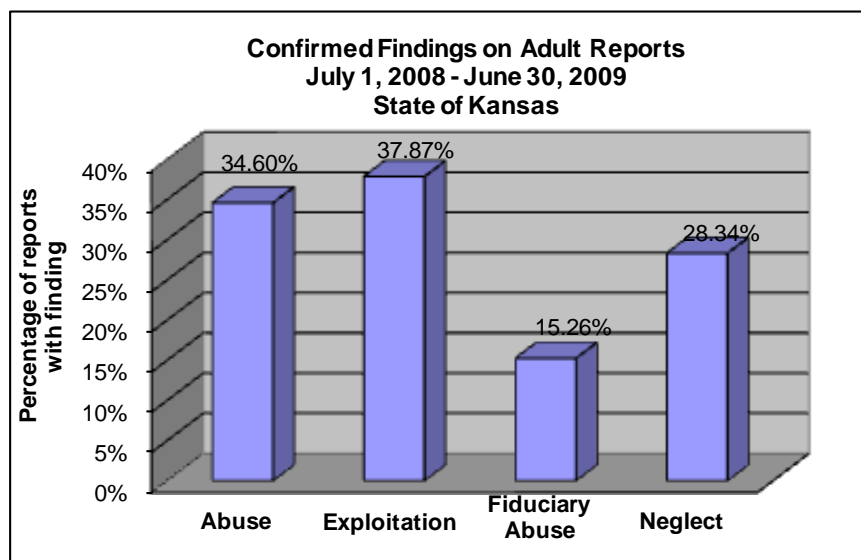
Findings recorded for the 921 substantiated reports of child abuse include abandonment, emotional abuse, lack of supervision, medical neglect, physical abuse, physical neglect, and sexual abuse. Some reports contained substantiations of more than one type of abuse. Sexual abuse was the most frequently substantiated form of abuse. All findings fluctuated within 3% from last year's numbers, with the exception of sexual abuse which saw a 7.77% increase over last year.





Abuse, Neglect & Exploitation (ANE) Unit  
July 1, 2008 – June 30, 2009

Findings recorded for the confirmed reports of adult abuse include physical abuse, exploitation, fiduciary abuse, and neglect. Some reports contained confirmations of more than one type of abuse. Nearly all the exploitation reports were related to financial exploitation. Fiduciary abuse is another type of financial abuse. It is distinguished by the perpetrator being a person who stands in a position of trust, very often someone given power of attorney. By combining both financial exploitation and fiduciary abuse, the most frequently confirmed type of abuse was financial abuse of vulnerable adults, most often seniors. Financial abuse findings saw a 5.84% rise over last year, while physical abuse findings declined 9.27%.





Abuse, Neglect & Exploitation (ANE) Unit  
July 1, 2008 – June 30, 2009

The following are examples of systemic problem areas that became apparent through ANE Unit work this past fiscal year:

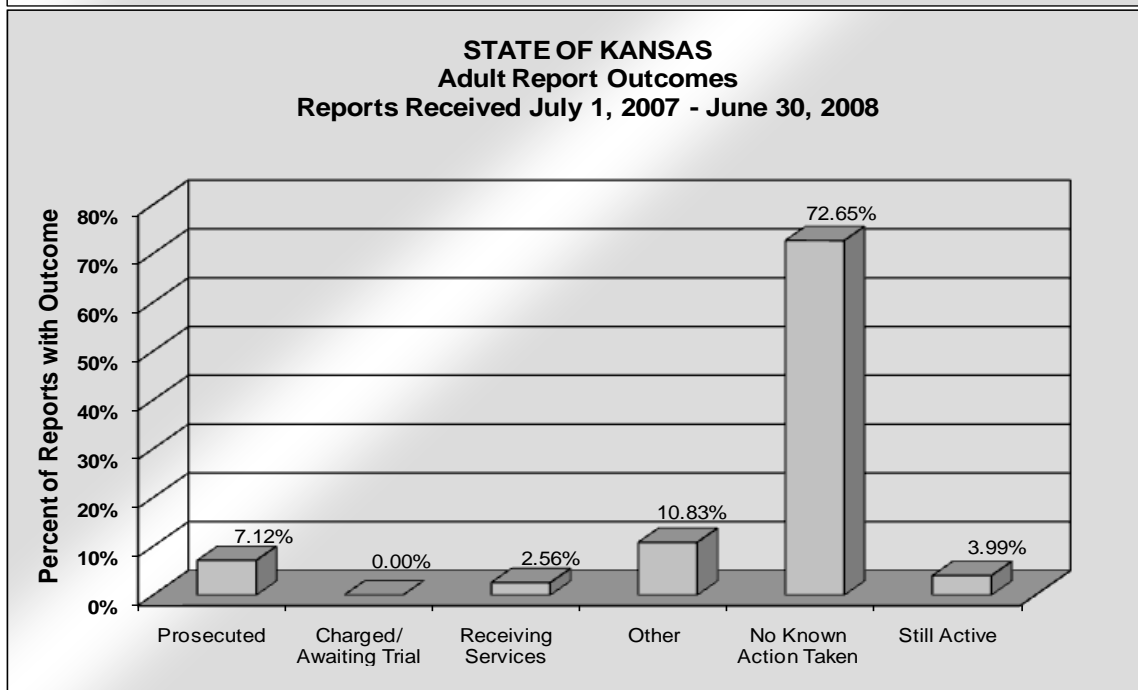
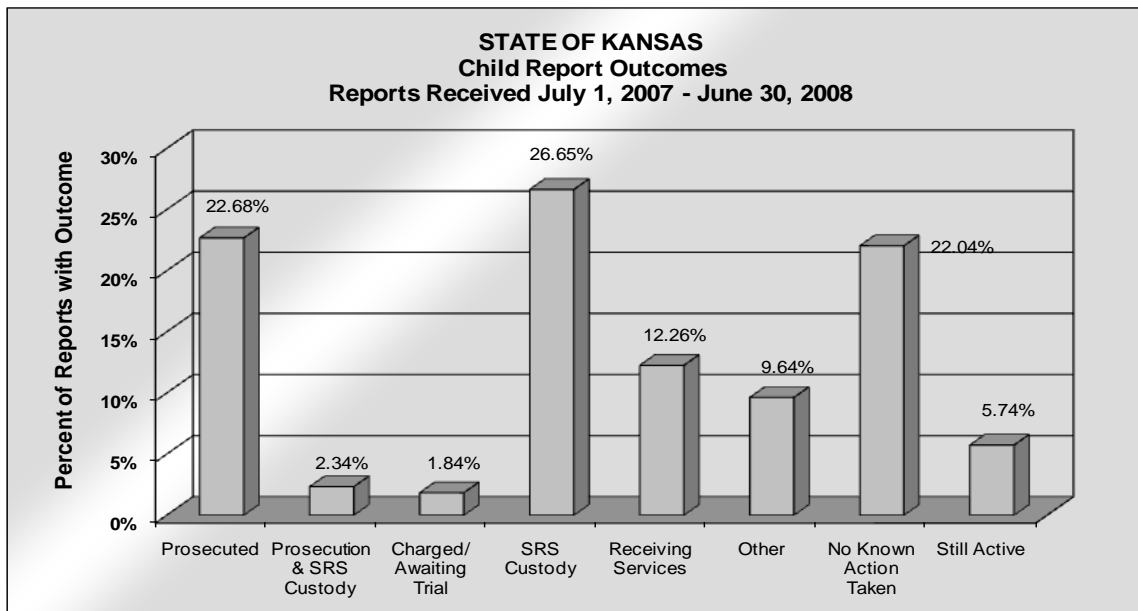
- Lack of agency communication.
  - In numerous cases the ANE Unit obtained and facilitated delivery of information that was needed by SRS, KDOA, KDHE, local law enforcement, or county or district attorneys to assure that the case received full consideration. In some counties, there appear to be “turf battles” where poor relationships between agencies inhibit relevant and necessary action by those authorities empowered to take such action.
- Failure to report to law enforcement.
  - Abuse reports to state agencies where a crime had occurred or appeared to have occurred were not originally forwarded to law enforcement to determine if criminal investigation was warranted. ANE Unit involvement ultimately resulted in further criminal investigation and charges in some cases.
- Failure to inform KDHE.
  - Abuse reports provided to SRS were not further provided to KDHE as required by statute. ANE Unit involvement ultimately resulted in licensure action in some instances.
  - In one instance, a child substantiated as a perpetrator of sexual abuse was placed in a foster home with other children. The child subsequently perpetrated again. Upon receipt of this information from the ANE Unit, KDHE recommended a civil penalty be imposed upon the child placing agency.
  - In another instance, a family foster home was substantiated for neglect. KDHE had not received a finding from SRS. Information provided by the ANE Unit supported KDHE’s recommendation for enforcement actions against the foster parent.
  - It should be noted that despite these instances, there seems to be an overall improvement in notification to KDHE.
- In calls received from the public where no previous report had been made, ANE Unit involvement provided the means to generate an intake to the SRS Protection Reporting Center or to KDOA and follow up was completed by the ANE Unit to determine the resolution of the report.

It is important to state that although significant hours are spent by the ANE Unit reviewing and confirming actions on substantiated cases, a large number of the cases seem to have been reported, assessed and investigated as would be expected. We do not wish to minimize the efforts undertaken by involved agencies to do what is necessary to protect children and vulnerable adults in Kansas.



Abuse, Neglect & Exploitation (ANE) Unit  
July 1, 2008 – June 30, 2009

While the bulk of reports come into the ANE Unit from substantiated or confirmed findings reported by the investigating agency, those situations where a finding has not been made or where the case may still need further investigation create the bulk of the work. Original findings are recorded and cases are tracked for outcomes. Disposition information is primarily obtained through direct contact with the agencies, prosecutors' offices and through online court information.





Abuse, Neglect & Exploitation (ANE) Unit  
July 1, 2008 – June 30, 2009

## CONCERNS AND RECOMMENDATIONS

### ➤ Relations Between Caregivers and Their Patients

Of great concern is the safety of citizens dependant on others for their care. The ANE unit has heard from constituents who worry about the well-being of their family members when they are dependent on others to meet their daily needs.

Though those who hold professional licenses may face disciplinary action and loss of license for any act of abuse, neglect or exploitation confirmed by agencies like SRS and KDOA, criminal prosecution may be hampered regarding a vulnerable adult and their ability to give consent.

The ANE Unit encourages legislation that would legally prohibit caregivers from engaging in sexual relations with their patients/clients, regardless of that person's ability to give consent.

### ➤ Cases Substantiated by SRS For Abuse, Neglect and Exploitation

The Department of Social and Rehabilitation Services Policy and Procedure Manual section 2500 says "The purpose of a case finding is to determine if the identified perpetrator should be permitted to reside, work or regularly volunteer in a child care facility."

SRS issues one of two findings when investigating cases of child abuse or neglect; substantiated or unsubstantiated. The definitions of each are provided in writing and are usually attached to the Notice of Department Finding issued to involved parties at the conclusion of an investigation. They read as follows:

"A report of alleged or suspected child abuse or neglect is determined to be 'unsubstantiated' if (1) there is evidence that the maltreatment did not occur or (2) there is not enough evidence (using the standard clear and convincing) that a reasonable person would conclude that it did occur. A report of alleged or suspected child abuse or neglect is determined to be 'substantiated' if there is clear and convincing evidence to conclude abuse or neglect occurred based on the Kansas Administrative Regulations and Kansas Statutes Annotated."

However, PPM2500 more clearly states the definition of "unsubstantiated" as "the facts or circumstances do not provide clear and convincing evidence to meet the KSA and KAR definition of abuse or neglect; or *there is clear and convincing evidence that abuse or neglect did occur based on the KSA and KAR definitions, but there is not clear and convincing evidence to conclude that the perpetrator should not be permitted to reside, work or regularly volunteer in a child care facility.*"



Abuse, Neglect & Exploitation (ANE) Unit  
July 1, 2008 – June 30, 2009

In other words, an investigation may conclude that a perpetrator DID commit an act of abuse or neglect towards a child, but they are NOT determined to be inappropriate to reside, work or regularly volunteer in a child care facility. This can result in an unsubstantiated finding.

Upon initiating an investigation, Children and Family Services Workers do provide a brochure to families; the CFS 2010 entitled “What you need to know about investigations of child abuse or neglect.” This brochure does contain the more complete definition listed above and the ANE Unit appreciates that this information is disseminated in written form to the families. However, though the ANE Unit respects the ability of SRS to define their own findings, there is still some concern that among the public, and even among other agencies working within the system, such as law enforcement, prosecutors and family court judges and attorneys, there is a widely held belief that “unsubstantiated” means there is not enough evidence to prove the abuse occurred. Webster’s Dictionary defines “substantiate” as: (1) establish or strengthen as with new evidence or facts. (2) establish as valid or genuine. It further defines “unsubstantiated” as: unsupported by other evidence. This is in contradiction to those definitions set forth by SRS. With regard to the findings issued by SRS, the unit has the following recommendations:

- The use of a different term. “Unsubstantiated” implies the allegation(s) did not happen.
- Consistency in definition on all printed materials disseminated.
- That whatever term is used, SRS be responsible for awareness of the term’s meaning by all relying upon the SRS definition.

➤ Findings Reported to Law Enforcement

Whether it be SRS, KDOA, or KDHE, the agencies who investigate allegations of abuse, neglect and exploitation serve a valuable function. They are the front line; many times they are the first individuals to meet the victims, identify perpetrators and gather additional information. They are the ones who can offer services and attempt to provide some immediate relief. They can remove children from abusive environments, obtain guardianships for dependant adults, revoke licenses for caregivers and shut down home daycares deemed unsuitable or dangerous for children, among many other options. But the ANE Unit has identified another important aspect of a fully-functioning system that is being missed in many cases: criminal prosecution.

The Unit has identified a sampling of cases substantiated for abuse, but the findings were not reported to law enforcement for criminal investigation.

- SRS substantiated on a step-parent as a perpetrator of physical abuse. The worker photographed visible physical injury to the child. The incident was not



Abuse, Neglect & Exploitation (ANE) Unit  
July 1, 2008 – June 30, 2009

reported to law enforcement, nor was a recommendation for CINC made to the county attorney. The family was provided services.

- SRS substantiated on the husband of a home daycare provider for physical abuse. The worker documented the injury in great detail and photographed it for the record. The perpetrator admitted threatening the child and the child admitted being afraid of the perpetrator. However, upon inquiry by the ANE Unit, an SRS supervisor indicated that because the child suffered a “moderate injury” and because the child was safe and enough facts were able to be documented, “it was determined law enforcement involvement was not required.” (The finding was appropriately reported to KDHE, which took action to revoke the daycare license as long as the perpetrator remained in the home.)
- Upon being contacted by school officials, SRS responded and substantiated physical abuse on a child. The injuries were photographed. Upon interview by the SRS worker, the perpetrator (the child’s father) displayed threatening behavior to the worker, blocked the worker’s exit from the home and indicated his child deserved what happened and he would do it again under the same circumstances. There is no record SRS reported this matter to the police, though they indicate it was forwarded to the county attorney. Upon inquiry by the ANE Unit, the county attorney had no record of receiving such a case.
- Adult Protective Services confirmed abuse of an involved adult by an unknown perpetrator. Though his injuries were photographed, SRS did not report the incident to law enforcement because, as indicated by a supervisor, their practice was not to report facility incidents unless they were “more serious” allegations.
- Adult Protective Services confirmed a support staff worker abused an involved adult. Though it was reported the perpetrator struck the victim in the face, no report was made to law enforcement.
- Adult Protective Services confirmed a landlord and caregiver for abuse and neglect. The involved adult had no heat, only partial electricity and the food in the home was rotten. It was reported the perpetrator threatened to evict the victim if the victim requested a new payee. Though there was a witness to this threat, the incident was not reported to law enforcement.

These cases have been staffed with SRS. It remains a concern that while some child cases may be forwarded to the juvenile Child in Need of Care divisions within the county/district attorney’s office, if these cases have not been reported to a law enforcement agency for criminal investigation, they may not be screened for criminal charges within the county/district attorney’s office.

Further, though some juvenile CINC divisions within the county/district attorney’s offices may refer appropriate cases to their criminal division for charging, not all offices have an internal practice for this as a matter of routine.



Abuse, Neglect & Exploitation (ANE) Unit  
July 1, 2008 – June 30, 2009

The Department of Social and Rehabilitation Services believes they are fulfilling their statutory requirement to report to law enforcement by notifying the “chief law enforcement officer” in their jurisdiction: the district/county attorney. However, the majority of offices are not set up to initiate their own criminal investigations and review cases for charging only after they’ve been investigated by the local law enforcement agency. The ANE Unit believes it is more in keeping with the criminal justice process for those reports to be made to the appropriate local police departments or county sheriffs in addition to forwarding to the county attorney.

Similar concerns exist when nursing home administrators fail to report potential crimes to law enforcement agencies. Reports are made to Kansas Department on Aging which may take action with regard to licensure if their investigations result in a finding of abuse, neglect or exploitation. Though KDOA will report to law enforcement at the time of intake if a crime is apparent, there seems to be no process for making those reports at a later date if additional information comes to light.

While Adult Protective Services may notify law enforcement with some frequency, there is concern about when workers do this and how much information they provide. APS workers complete an ES-1019 Notification to Law Enforcement. This may be sent to law enforcement at the outset of an APS investigation and again upon completion to inform of a finding. This form may include a lengthy summary, with supporting documentation attached, or more often contain only a few sentences with instructions for law enforcement to contact the worker for additional information. These may be faxed to a contact point within a law enforcement agency and though some workers may be excellent at following up with law enforcement about documenting a report, others feel a fax containing minimal information addresses their reporting requirements according to policy.

The ANE Unit has spoken to members of law enforcement who express frustration when they are not involved at the outset of an investigation. Being notified after APS has completed its own investigation hampers the ability of law enforcement to conduct a criminal investigation when witnesses have had the time to “get their stories straight.” Further, law enforcement is not always provided adequate information to initiate a criminal investigation.

The ANE Unit does not believe that ALL cases resulting in findings of abuse, neglect or exploitation will rise to the level of a crime. Even if the cases meet criteria set forth in a criminal statute, there may be extenuating circumstances that may justifiably cause a prosecutor not to charge a criminal offense. However, law enforcement agencies should be allowed to make that determination. They, and subsequently, the county/district attorney cannot act with regard to criminal penalties if the information is not presented to them in a timely fashion.



SOCIAL WORKERS  
LPN's  
LICENSED COUNSELORS  
NURSING HOME ADMINISTRATORS  
DAYCARE PROVIDERS  
OTHER MANDATED REPORTERS

BANK OFFICERS  
DOCTORS  
TEACHERS

Mandated reporters may feel they've fulfilled their obligation by reporting to the appropriate agency with the authority to issue findings. Often, there is an assumption that all criminal activity will be reported to the law enforcement agency with jurisdiction to investigate and forward complaints for criminal charging. The ANE Unit sees many cases where the opportunity for criminal prosecution is missed. In order to fill this gap, the unit recommends dual reporting of potential crimes by mandated reporters and the public not only to SRS, KDOA and KDHE, but also to local law enforcement authorities. Further, those agencies should also report all potential crimes to law enforcement authorities in a timely manner.



LOCAL LAW ENFORCEMENT OFFICERS

CIVIL PENALTIES AND LICENSURES

DISTRICT / COUNTY ATTORNEYS

CRIMINAL PENALTIES





Abuse, Neglect & Exploitation (ANE) Unit  
July 1, 2008 – June 30, 2009

➤ Communications With SRS

SRS has instituted a policy whereby any response to ANE Unit inquiry is submitted to region program administrators who then issue a reply. Though we can appreciate upper level management staying informed of case activities, this has produced some delay in response as the information is filtered through staff. For any questions that remain unanswered this can significantly increase the amount of time the unit spends acquiring basic information to track cases through the system. This policy aside, we would like to recognize those regions, such as the KC Metro region, that continue to respond promptly with thorough and complete information.

Further, the unit is meeting quarterly with SRS to discuss ongoing issues. Those meetings have resulted in communication that has generated positive change in the exchange of information, e.g. alteration of a fax cover sheet submitted by SRS with their findings. These cover sheets contain additional information regarding police report and other case numbers that enable the unit to more easily track further disposition.



Abuse, Neglect & Exploitation (ANE) Unit  
 July 1, 2008 – June 30, 2009

**CHILD REPORTS RECEIVED JULY 1, 2008 – JUNE 30, 2009  
 KANSAS CITY METRO**

SRS - CFS	SOURCE			Region Total Cases	Percent by Population	SRS REGION		FINDING							
	KDHE	Other				County	2007 Population Estimate	Abandonment	Emotional Abuse	Lack Of Supervision	Medical Neglect	Physical Abuse	Physical Neglect	Sexual Abuse	No Finding
26	0	1		27	0.02%	Douglas	113,488	0	3	4	0	5	2	12	1
14	0	1		15	0.06%	Franklin	26,479	0	0	2	1	2	7	3	1
84	0	6		90	0.02%	Johnson	526,319	1	15	14	3	25	9	28	6
44	0	0		44	0.06%	Leavenworth	73,603	0	6	13	3	12	5	11	1
18	0	2		20	0.06%	Miami	31,078	0	2	5	0	6	1	5	2
54	0	4		58	0.04%	Wyandotte	153,956	2	4	14	3	14	7	15	4
<b>240</b>	<b>0</b>	<b>14</b>		<b>254</b>	<b>0.03%</b>	<b>KC Metro</b>	<b>924,923</b>	<b>3</b>	<b>30</b>	<b>52</b>	<b>10</b>	<b>64</b>	<b>31</b>	<b>74</b>	<b>15</b>

“Other” may include reports from legislators, the community at large, other agencies, or any non-standard source.

Population figures taken from:

Table 1: Annual Estimates of the Population for Counties of Kansas: April 1, 2000 to July 1, 2007 (CO-EST2007-01-20), Source: Population Division, U.S. Census Bureau, Release Date: March 20, 2008

\*Numbers reported include ALL reports received by the ANE Unit, not only those substantiated and confirmed.



Abuse, Neglect & Exploitation (ANE) Unit  
 July 1, 2008 – June 30, 2009

**CHILD REPORTS RECEIVED JULY 1, 2008 – JUNE 30, 2009  
 NORTHEAST**

SRS - CFS	SOURCE		Region Total Cases	Percent by Population	SRS REGION		FINDING							
	KDHE	Other			County	2007 Population Estimate	Abandonment	Emotional Abuse	Lack Of Supervision	Medical Neglect	Physical Abuse	Physical Neglect	Sexual Abuse	No Finding
7	0	0	7	0.04%	Atchison	16,571	0	0	2	0	1	0	5	0
2	0	0	2	0.02%	Brown	10,068	0	0	1	0	1	0	0	0
4	0	0	4	0.05%	Clay	8,685	0	0	0	0	2	0	2	0
4	0	0	4	0.04%	Cloud	9,382	0	0	1	0	0	0	3	0
4	0	1	5	0.03%	Dickinson	18,957	0	0	0	0	0	0	4	1
1	0	1	2	0.03%	Doniphan	7,756	0	0	0	0	0	0	1	1
2	0	1	3	0.05%	Ellsworth	6,310	0	0	0	0	0	0	2	1
16	0	1	17	0.07%	Geary	25,150	0	0	2	0	5	2	7	1
3	0	0	3	0.02%	Jackson	13,420	0	1	0	0	1	0	2	0
2	0	1	3	0.02%	Jefferson	18,467	0	1	0	0	1	0	0	1
0	0	1	1	0.03%	Jewell	3,198	0	0	0	0	0	0	0	1
0	0	0	0	0.00%	Lincoln	3,285	0	0	0	0	0	0	0	0
5	0	0	5	0.05%	Marshall	10,186	0	0	0	0	2	0	3	0
4	0	0	4	0.06%	Mitchell	6,307	0	1	1	0	0	0	2	0
5	0	0	5	0.05%	Nemaha	10,201	0	0	1	0	1	0	3	0
4	0	1	5	0.03%	Osage	16,459	0	0	0	0	1	0	3	1
2	0	0	2	0.03%	Ottawa	6,006	0	1	0	0	0	0	1	0
5	0	2	7	0.04%	Pottawatomie	19,396	0	1	0	0	3	0	2	2
1	0	0	1	0.02%	Republic	4,901	0	0	0	0	1	0	0	0
5	0	2	7	0.01%	Riley	69,083	0	0	3	1	1	3	0	2
16	0	2	18	0.03%	Saline	54,583	0	0	0	2	4	1	9	2
84	0	9	93	0.05%	Shawnee	173,476	0	1	16	5	26	2	40	9
2	0	0	2	0.03%	Wabaunsee	6,870	0	0	1	0	1	0	1	0
2	0	0	2	0.03%	Washington	5,840	0	0	0	0	1	0	1	0
<b>180</b>	<b>0</b>	<b>22</b>	<b>202</b>	<b>0.04%</b>	<b>Northeast</b>	<b>524,557</b>	<b>0</b>	<b>6</b>	<b>28</b>	<b>8</b>	<b>52</b>	<b>8</b>	<b>91</b>	<b>22</b>

“Other” may include reports from legislators, the community at large, other agencies, or any non-standard source.

Population figures taken from:

Table 1: Annual Estimates of the Population for Counties of Kansas: April 1, 2000 to July 1, 2007 (CO-EST2007-01-20), Source: Population Division, U.S. Census Bureau, Release Date: March 20, 2008

\*Numbers reported include ALL reports received by the ANE Unit, not only those substantiated and confirmed.



Abuse, Neglect & Exploitation (ANE) Unit  
 July 1, 2008 – June 30, 2009

**CHILD REPORTS RECEIVED JULY 1, 2008 – JUNE 30, 2009  
 SOUTH CENTRAL**

SRS - CFS	SOURCE		Region Total Cases	Percent by Population	SRS REGION		FINDING							
	KDHE	Other			County	2007 Population Estimate	Abandonment	Emotional Abuse	Lack Of Supervision	Medical Neglect	Physical Abuse	Physical Neglect	Sexual Abuse	No Finding
20	0	3	23	0.04%	Butler	63,045	0	0	6	0	6	2	5	5
0	0	0	0	0.00%	Chase	2,882	0	0	0	0	0	0	0	0
4	0	0	4	0.11%	Chautauqua	3,806	0	0	1	0	0	2	1	0
6	0	2	8	0.09%	Coffey	8,454	0	0	0	0	0	2	4	2
11	0	1	12	0.04%	Cowley	34,251	0	0	0	0	1	4	6	1
0	0	0	0	0.00%	Elk	3,040	0	0	0	0	0	0	0	0
2	0	0	2	0.03%	Greenwood	6,993	0	0	0	0	0	1	1	0
5	0	0	5	0.09%	Harper	5,819	0	1	0	0	2	1	2	0
2	0	1	3	0.01%	Harvey	33,493	0	0	1	0	0	0	1	1
2	0	0	2	0.03%	Kingman	7,826	0	0	0	0	0	2	0	0
12	0	2	14	0.04%	Lyon	35,981	0	1	2	2	2	3	5	2
1	0	0	1	0.01%	Marion	12,238	0	0	0	0	1	0	0	0
0	0	1	1	0.00%	McPherson	29,196	0	0	0	0	0	0	0	1
4	0	1	5	0.08%	Morris	5,967	0	0	1	0	0	0	3	1
39	0	0	39	0.06%	Reno	63,145	0	1	6	1	8	4	20	0
0	0	0	0	0.00%	Rice	10,080	0	0	0	0	0	0	0	0
11	0	1	12	0.05%	Sumner	23,888	0	1	1	1	0	6	2	1
<b>119</b>	<b>0</b>	<b>12</b>	<b>131</b>	<b>0.04%</b>	<b>South Central</b>	<b>350,104</b>	<b>0</b>	<b>4</b>	<b>18</b>	<b>4</b>	<b>20</b>	<b>27</b>	<b>50</b>	<b>14</b>

“Other” may include reports from legislators, the community at large, other agencies, or any non-standard source.

Population figures taken from:

Table 1: Annual Estimates of the Population for Counties of Kansas: April 1, 2000 to July 1, 2007 (CO-EST2007-01-20), Source: Population Division, U.S. Census Bureau, Release Date: March 20, 2008

\*Numbers reported include ALL reports received by the ANE Unit, not only those substantiated and confirmed.



Abuse, Neglect & Exploitation (ANE) Unit  
 July 1, 2008 – June 30, 2009

**CHILD REPORTS RECEIVED JULY 1, 2008 – JUNE 30, 2009  
 SOUTHEAST**

SRS - CFS	SOURCE		Region Total Cases	Percent by Population	SRS REGION		FINDING								
	KDHE	Other			County	2007 Population Estimate	Abandonment	Emotional Abuse	Lack Of Supervision	Medical Neglect	Physical Abuse	Physical Neglect	Sexual Abuse	No Finding	
16	0	0	16	0.12%	Allen	13,414	0	0	0	0	0	0	0	0	0
3	0	0	3	0.04%	Anderson	7,908	0	0	0	0	0	0	0	0	0
21	0	2	23	0.16%	Bourbon	14,803	0	3	5	0	7	7	4	2	
15	0	4	19	0.09%	Cherokee	21,337	0	3	5	1	3	2	5	4	
5	0	3	8	0.02%	Crawford	38,860	0	0	1	0	0	3	2	3	
24	0	0	24	0.11%	Labette	21,973	0	2	2	2	8	5	8	0	
5	0	1	6	0.06%	Linn	9,767	0	0	1	0	2	3	0	1	
8	0	2	10	0.03%	Montgomery	34,511	0	0	2	1	4	1	2	3	
5	0	1	6	0.04%	Neosho	16,228	0	0	1	0	3	1	1	1	
7	0	1	8	0.08%	Wilson	9,807	0	0	1	2	0	2	2	1	
7	0	0	7	0.21%	Woodson	3,318	0	2	0	0	1	0	4	0	
<b>116</b>	<b>0</b>	<b>14</b>	<b>130</b>	<b>0.07%</b>	<b>Southeast</b>	<b>191,926</b>	<b>0</b>	<b>10</b>	<b>18</b>	<b>6</b>	<b>28</b>	<b>24</b>	<b>28</b>	<b>15</b>	

“Other” may include reports from legislators, the community at large, other agencies, or any non-standard source.

Population figures taken from:

Table 1: Annual Estimates of the Population for Counties of Kansas: April 1, 2000 to July 1, 2007 (CO-EST2007-01-20), Source: Population Division, U.S. Census Bureau, Release Date: March 20, 2008

\*Numbers reported include ALL reports received by the ANE Unit, not only those substantiated and confirmed.



Abuse, Neglect & Exploitation (ANE) Unit  
 July 1, 2008 – June 30, 2009

**CHILD REPORTS RECEIVED JULY 1, 2008 – JUNE 30, 2009  
 WEST**

SRS - CFS	SOURCE		Region Total Cases	Percent by Population	SRS REGION		FINDING							
	KDHE	Other			County	2007 Population Estimate	Abandonment	Emotional Abuse	Lack Of Supervision	Medical Neglect	Physical Abuse	Physical Neglect	Sexual Abuse	No Finding
1	0	0	1	0.02%	Barber	4,786	0	0	0	0	1	0	0	0
23	1	4	28	0.10%	Barton	27,768	0	3	1	1	6	0	14	4
0	0	0	0	0.00%	Cheyenne	2,801	0	0	0	0	0	0	0	0
0	0	0	0	0.00%	Clark	2,094	0	0	0	0	0	0	0	0
0	0	0	0	0.00%	Comanche	1,888	0	0	0	0	0	0	0	0
0	0	0	0	0.00%	Decatur	2,955	0	0	0	0	0	0	0	0
1	0	0	1	0.03%	Edwards	3,106	0	1	0	0	0	0	0	0
18	0	0	18	0.07%	Ellis	27,464	0	0	5	0	7	1	5	0
7	0	3	10	0.03%	Finney	38,295	0	0	0	0	0	0	2	1
17	0	0	17	0.05%	Ford	33,340	0	0	1	0	4	0	3	3
1	0	0	1	0.04%	Gove	2,637	0	0	4	0	4	4	6	0
0	0	0	0	0.00%	Graham	2,607	0	0	0	0	0	0	0	0
2	0	0	2	0.03%	Grant	7,497	0	0	1	0	0	0	2	0
0	0	0	0	0.00%	Gray	5,641	0	0	0	0	0	0	0	0
1	0	0	1	0.08%	Greeley	1,297	0	0	0	0	0	0	1	0
0	0	0	0	0.00%	Hamilton	2,632	0	0	0	0	0	0	0	0
0	0	1	1	0.02%	Haskell	4,032	0	0	0	0	0	0	0	1
0	0	0	0	0.00%	Hodgeman	1,971	0	0	0	0	0	0	0	0
0	0	0	0	0.00%	Kearny	4,148	0	0	0	0	0	0	0	0
0	0	0	0	0.00%	Kiowa	2,953	0	0	0	0	0	2	0	0
0	0	0	0	0.00%	Lane	1,746	0	0	0	0	0	0	0	0
1	0	0	1	0.04%	Logan	2,628	0	0	0	0	0	0	1	0
3	0	0	3	0.07%	Meade	4,403	0	0	0	0	1	0	2	0
2	0	0	2	0.07%	Morton	3,038	0	0	0	0	1	0	1	0
0	0	0	0	0.00%	Ness	2,991	0	0	0	0	0	0	0	0
1	0	0	1	0.02%	Norton	5,422	0	1	0	0	1	0	0	0
2	0	0	2	0.05%	Osborne	3,871	0	0	0	0	1	0	1	0
1	0	2	3	0.05%	Pawnee	6,415	0	0	0	0	1	0	0	2
4	0	0	4	0.07%	Phillips	5,356	0	0	0	0	1	0	3	0
5	0	1	6	0.06%	Pratt	9,426	0	0	1	0	2	0	2	1
1	0	0	1	0.04%	Rawlins	2,558	0	0	0	0	1	0	0	0



Abuse, Neglect & Exploitation (ANE) Unit  
 July 1, 2008 – June 30, 2009

**CHILD REPORTS RECEIVED JULY 1, 2008 – JUNE 30, 2009  
 WEST**

SRS - CFS	SOURCE		Region Total Cases	Percent by Population	SRS REGION		FINDING								
	KDHE	Other			County	2007 Population Estimate	Abandonment	Emotional Abuse	Lack Of Supervision	Medical Neglect	Physical Abuse	Physical Neglect	Sexual Abuse	No Finding	
0	0	0	0	0.00%	Rooks	5,160	0	0	0	0	0	0	0	0	0
1	0	0	1	0.03%	Rush	3,211	0	0	0	0	1	0	0	0	0
1	0	0	1	0.01%	Russell	6,737	0	0	0	0	0	0	1	0	0
3	0	0	3	0.07%	Scott	4,568	0	0	0	1	1	0	1	0	0
17	0	0	17	0.07%	Seward	23,109	0	3	4	0	4	1	5	0	0
0	0	0	0	0.00%	Sheridan	2,493	0	0	0	0	0	0	0	0	0
2	0	0	2	0.03%	Sherman	5,959	0	0	0	0	1	0	1	0	0
1	0	0	1	0.03%	Smith	3,951	0	0	0	0	0	0	1	0	0
7	0	0	7	0.16%	Stafford	4,387	0	0	0	0	0	0	7	0	0
0	0	1	1	0.05%	Stanton	2,162	0	0	0	0	0	0	0	0	1
0	0	0	0	0.00%	Stevens	5,061	0	0	0	0	0	0	0	0	0
4	0	1	5	0.07%	Thomas	7,314	0	0	0	0	1	0	3	1	
0	0	0	0	0.00%	Trego	2,927	0	0	0	0	0	0	0	0	0
0	0	0	0	0.00%	Wallace	1,456	0	0	0	0	0	0	0	0	0
1	0	1	2	0.09%	Wichita	2,200	0	0	0	0	0	0	1	1	
<b>128</b>	<b>1</b>	<b>14</b>	<b>143</b>	<b>0.05%</b>	<b>West</b>	<b>308,461</b>	<b>0</b>	<b>8</b>	<b>17</b>	<b>2</b>	<b>39</b>	<b>8</b>	<b>63</b>	<b>15</b>	

“Other” may include reports from legislators, the community at large, other agencies, or any non-standard source.

Population figures taken from:

Table 1: Annual Estimates of the Population for Counties of Kansas: April 1, 2000 to July 1, 2007 (CO-EST2007-01-20), Source: Population Division, U.S. Census Bureau, Release Date: March 20, 2008

\*Numbers reported include ALL reports received by the ANE Unit, not only those substantiated and confirmed.





Abuse, Neglect & Exploitation (ANE) Unit  
 July 1, 2008 – June 30, 2009

**CHILD REPORTS RECEIVED JULY 1, 2008 – JUNE 30, 2009  
 WICHITA**

SRS - CFS	SOURCE			Region Total Cases	Percent by Population	SRS REGION		FINDING							
	KDHE	Other				County	2007 Population Estimate	Abandonment	Emotional Abuse	Lack Of Supervision	Medical Neglect	Physical Abuse	Physical Neglect	Sexual Abuse	No Finding
142	0	6	148	0.03%	Sedgwick	476,026	3	5	11	3	22	14	91	6	

“Other” may include reports from legislators, the community at large, other agencies, or any non-standard source.

Population figures taken from:

Table 1: Annual Estimates of the Population for Counties of Kansas: April 1, 2000 to July 1, 2007 (CO-EST2007-01-20), Source: Population Division, U.S. Census Bureau, Release Date: March 20, 2008

\*Numbers reported include ALL reports received by the ANE Unit, not only those substantiated and confirmed.



Abuse, Neglect & Exploitation (ANE) Unit  
 July 1, 2008 – June 30, 2009

**CHILD REPORTS RECEIVED JULY 1, 2008 – JUNE 30, 2009  
 STATEWIDE**

SRS - CFS	SOURCE			Region Total Cases	Percent by Population	SRS REGION		FINDING							
	KDHE	Other	County			2007 Population Estimate	Abandonment	Emotional Abuse	Lack Of Supervision	Medical Neglect	Physical Abuse	Physical Neglect	Sexual Abuse	No Finding	
240	0	14	254	0.03%	KC Metro	924,923	3	30	52	10	64	31	74	15	
180	0	22	202	0.04%	Northeast	524,557	0	6	28	8	52	8	91	22	
119	0	12	131	0.04%	South Central	350,104	0	4	18	4	20	27	50	14	
116	0	14	130	0.07%	Southeast	191,926	0	10	18	6	28	24	28	15	
128	1	14	143	0.05%	West	308,461	0	8	17	2	39	8	63	15	
142	0	6	148	0.03%	Sedgwick	476,026	3	5	11	3	22	14	91	6	
0	0	2	2		Unknown County		0	0	0	0	0	0	0	2	
925	1	84	1,010	0.04%	Total	2,775,997	6	63	144	33	225	112	397	89	

“Other” may include reports from legislators, the community at large, other agencies, or any non-standard source.

Population figures taken from:

Table 1: Annual Estimates of the Population for Counties of Kansas: April 1, 2000 to July 1, 2007 (CO-EST2007-01-20), Source: Population Division, U.S. Census Bureau, Release Date: March 20, 2008

\*Numbers reported include ALL reports received by the ANE Unit, not only those substantiated and confirmed.



Abuse, Neglect & Exploitation (ANE) Unit  
 July 1, 2008 – June 30, 2009

**ADULT REPORTS RECEIVED JULY 1, 2008 – JUNE 30, 2009**  
**KANSAS CITY METRO**

SRS - APS	SOURCE					Region Total Cases	Percent by Population	SRS REGION		FINDING				
	KDOA	KDHE	Other (not confirmed)	KDHE - CP (Corrective Action - not confirmed)	County			2007 Population Estimate	Abuse	Exploitation	Fiduciary Abuse	Neglect	NONE	
5	0	0	0	0	5	0.00%	Douglas	113,488	1	2	3	0	0	
1	3	0	4	0	8	0.03%	Franklin	26,479	3	1	0	0	4	
42	8	0	6	0	56	0.01%	Johnson	526,319	16	18	6	19	6	
5	3	0	2	0	10	0.01%	Leavenworth	73,603	3	4	2	2	2	
2	1	0	0	0	3	0.01%	Miami	31,078	1	1	0	2	0	
31	1	0	1	2	35	0.02%	Wyandotte	153,956	15	7	3	9	4	
<b>86</b>	<b>16</b>	<b>0</b>	<b>13</b>	<b>2</b>	<b>117</b>	<b>0.01%</b>	<b>KC Metro</b>	<b>924,923</b>	<b>39</b>	<b>33</b>	<b>14</b>	<b>32</b>	<b>16</b>	

“Other” may include reports from legislators, the community at large, other agencies, or any non-standard source.

Population figures taken from:

Table 1: Annual Estimates of the Population for Counties of Kansas: April 1, 2000 to July 1, 2007 (CO-EST2007-01-20), Source: Population Division, U.S. Census Bureau, Release Date: March 20, 2008

\*Numbers reported include ALL reports received by the ANE Unit, not only those substantiated and confirmed.



Abuse, Neglect & Exploitation (ANE) Unit  
 July 1, 2008 – June 30, 2009

**ADULT REPORTS RECEIVED JULY 1, 2008 – JUNE 30, 2009**  
**NORTHEAST**

SRS - APS	SOURCE					Region Total Cases	Percent by Population	SRS REGION		FINDING				
	KDOA	KDHE	Other (not confirmed)	KDHE - CP (Corrective Action - not confirmed)	County			2007 Population Estimate	Abuse	Exploitation	Fiduciary Abuse	Neglect	NONE	
1	1	0	0	0	2	0.01%	Atchison	16,571	1	1	0	0	0	
0	0	0	0	0	0	0.00%	Brown	10,068	0	0	0	0	0	
0	0	0	0	0	0	0.00%	Clay	8,685	0	0	0	0	0	
1	0	0	0	0	1	0.01%	Cloud	9,382	0	0	1	0	0	
1	0	0	0	1	2	0.01%	Dickinson	18,957	0	0	1	0	1	
1	0	0	0	0	1	0.01%	Doniphan	7,756	0	0	0	1	0	
1	0	0	0	0	1	0.02%	Ellsworth	6,310	1	0	0	0	0	
1	0	0	1	0	2	0.01%	Geary	25,150	0	0	1	1	1	
0	0	0	0	0	0	0.00%	Jackson	13,420	0	0	0	0	0	
1	0	0	1	2	4	0.02%	Jefferson	18,467	1	1	0	1	3	
0	0	0	0	0	0	0.00%	Jewell	3,198	0	0	0	0	0	
0	0	0	1	0	1	0.03%	Lincoln	3,285	0	0	0	0	1	
1	0	0	0	1	2	0.02%	Marshall	10,186	1	0	0	0	1	
1	0	0	0	0	1	0.02%	Mitchell	6,307	0	0	1	0	0	
0	0	0	0	0	0	0.00%	Nemaha	10,201	0	0	0	0	0	
1	2	0	0	0	3	0.02%	Osage	16,459	3	1	0	0	0	
0	0	0	0	0	0	0.00%	Ottawa	6,006	0	0	0	0	0	
0	2	1	0	0	3	0.02%	Pottawatomie	19,396	1	1	0	1	0	
3	0	0	0	0	3	0.06%	Republic	4,901	0	1	2	0	0	
2	0	0	1	0	3	0.00%	Riley	69,083	1	0	1	0	0	
6	1	0	1	2	10	0.02%	Saline	54,583	2	2	5	1	3	
8	7	1	10	0	26	0.01%	Shawnee	173,476	9	2	3	5	11	
0	0	0	1	0	1	0.01%	Wabaunsee	6,870	0	0	0	0	1	
0	0	0	0	0	0	0.00%	Washington	5,840	0	0	0	0	0	
<b>29</b>	<b>13</b>	<b>2</b>	<b>16</b>	<b>6</b>	<b>66</b>	<b>0.01%</b>	<b>Northeast</b>	<b>524,557</b>	<b>20</b>	<b>9</b>	<b>15</b>	<b>10</b>	<b>22</b>	

“Other” may include reports from legislators, the community at large, other agencies, or any non-standard source.

Population figures taken from:

Table 1: Annual Estimates of the Population for Counties of Kansas: April 1, 2000 to July 1, 2007 (CO-EST2007-01-20), Source: Population Division, U.S. Census Bureau, Release Date: March 20, 2008

\*Numbers reported include ALL reports received by the ANE Unit, not only those substantiated and confirmed.



Abuse, Neglect & Exploitation (ANE) Unit  
July 1, 2008 – June 30, 2009

**ADULT REPORTS RECEIVED JULY 1, 2008 – JUNE 30, 2009  
SOUTH CENTRAL**

SRS - APS	SOURCE					Region Total Cases	Percent by Population	SRS REGION		FINDING				
	KDOA	KDHE	Other (not confirmed)	KDHE - CP (Corrective Action - not confirmed)	County			2007 Population Estimate	Abuse	Exploitation	Fiduciary Abuse	Neglect	NONE	
7	4	0	5	0	16	0.03%	Butler	63,045	3	5	1	4	5	
0	0	0	1	0	1	0.03%	Chase	2,882	0	0	0	0	1	
1	0	0	0	0	1	0.03%	Chautauqua	3,806	1	1	1	1	0	
0	0	0	0	0	0	0.00%	Coffey	8,454	0	0	0	0	0	
15	2	1	1	0	19	0.06%	Cowley	34,251	4	12	2	0	1	
0	0	0	0	0	0	0.00%	Elk	3,040	0	0	0	0	0	
0	0	0	0	0	0	0.00%	Greenwood	6,993	0	0	0	0	0	
0	0	0	0	0	0	0.00%	Harper	5,819	0	0	0	0	0	
11	0	0	1	0	12	0.04%	Harvey	33,493	1	4	6	1	1	
4	1	0	0	0	5	0.06%	Kingman	7,826	3	1	0	1	0	
2	0	0	0	0	2	0.01%	Lyon	35,981	0	1	1	0	0	
0	0	0	1	0	1	0.01%	Marion	12,238	0	0	0	0	1	
8	0	0	3	0	11	0.04%	McPherson	29,196	4	3	1	0	3	
0	0	0	0	0	0	0.00%	Morris	5,967	0	0	0	0	0	
4	1	0	3	0	8	0.01%	Reno	63,145	1	3	0	1	3	
0	1	0	2	0	3	0.03%	Rice	10,080	0	1	0	0	2	
0	2	0	0	0	2	0.01%	Sumner	23,888	2	1	0	1	0	
52	11	1	17	0	81	0.02%	South Central	350,104	19	32	12	9	17	

“Other” may include reports from legislators, the community at large, other agencies, or any non-standard source.

Population figures taken from:

Table 1: Annual Estimates of the Population for Counties of Kansas: April 1, 2000 to July 1, 2007 (CO-EST2007-01-20), Source: Population Division, U.S. Census Bureau, Release Date: March 20, 2008

\*Numbers reported include ALL reports received by the ANE Unit, not only those substantiated and confirmed.



Abuse, Neglect & Exploitation (ANE) Unit  
 July 1, 2008 – June 30, 2009

**ADULT REPORTS RECEIVED JULY 1, 2008 – JUNE 30, 2009  
 SOUTHEAST**

SRS - APS	SOURCE					Region Total Cases	Percent by Population	SRS REGION		FINDING				
	KDOA	KDHE	Other (not confirmed)	KDHE - CP (Corrective Action - not confirmed)	County			2007 Population Estimate	Abuse	Exploitation	Fiduciary Abuse	Neglect	NONE	
1	0	0	0	0	1	0.01%	Allen	13,414	0	1	0	0	0	
0	1	0	0	0	1	0.01%	Anderson	7,908	1	1	0	0	0	
1	0	0	1	0	2	0.01%	Bourbon	14,803	0	1	0	0	1	
2	1	0	2	0	5	0.02%	Cherokee	21,337	2	0	1	1	2	
3	1	0	0	0	4	0.01%	Crawford	38,860	2	1	1	1	0	
14	1	0	0	0	15	0.07%	Labette	21,973	5	4	2	9	0	
0	0	0	1	0	1	0.01%	Linn	9,767	0	0	0	0	1	
12	0	0	3	0	15	0.04%	Montgomery	34,511	10	4	1	1	3	
1	0	0	1	0	2	0.01%	Neosho	16,228	0	1	0	0	1	
5	1	0	1	0	7	0.07%	Wilson	9,807	1	5	0	3	1	
0	0	0	1	0	1	0.03%	Woodson	3,318	0	0	0	0	1	
<b>39</b>	<b>5</b>	<b>0</b>	<b>10</b>	<b>0</b>	<b>54</b>	<b>0.03%</b>	<b>Southeast</b>	<b>191,926</b>	<b>21</b>	<b>18</b>	<b>5</b>	<b>15</b>	<b>10</b>	

“Other” may include reports from legislators, the community at large, other agencies, or any non-standard source.

Population figures taken from:

Table 1: Annual Estimates of the Population for Counties of Kansas: April 1, 2000 to July 1, 2007 (CO-EST2007-01-20), Source: Population Division, U.S. Census Bureau, Release Date: March 20, 2008

\*Numbers reported include ALL reports received by the ANE Unit, not only those substantiated and confirmed.



Abuse, Neglect & Exploitation (ANE) Unit  
 July 1, 2008 – June 30, 2009

**ADULT REPORTS RECEIVED JULY 1, 2008 – JUNE 30, 2009**  
**WEST**

SRS - APS	SOURCE					Region Total Cases	Percent by Population	SRS REGION		FINDING				
	KDOA	KDHE	Other (not confirmed)	KDHE - CP (Corrective Action - not confirmed)	County			2007 Population Estimate	Abuse	Exploitation	Fiduciary Abuse	Neglect	NONE	
0	0	0	0	0	0	0	0.00%	Barber	4,786	0	0	0	0	0
0	2	0	1	0	3	0.01%	Barton	27,768	1	1	0	0	0	
1	0	0	0	0	1	0.04%	Cheyenne	2,801	0	1	0	0	0	
0	0	0	0	0	0	0.00%	Clark	2,094	0	0	0	0	0	
0	0	0	0	0	0	0.00%	Comanche	1,888	0	0	0	0	0	
1	1	0	0	0	2	0.07%	Decatur	2,955	0	1	1	0	0	
0	0	0	0	0	0	0.00%	Edwards	3,106	0	0	0	0	0	
1	0	0	0	0	1	0.00%	Ellis	27,464	1	0	0	0	0	
2	1	0	1	0	4	0.01%	Finney	38,295	1	0	0	2	1	
2	0	0	0	0	2	0.01%	Ford	33,340	0	1	0	1	0	
1	0	0	0	0	1	0.04%	Gove	2,637	0	0	1	0	0	
1	0	0	0	0	1	0.04%	Graham	2,607	0	0	1	0	0	
0	0	0	1	0	1	0.01%	Grant	7,497	0	0	0	0	1	
0	0	0	0	0	0	0.00%	Gray	5,641	0	0	0	0	0	
0	0	0	0	0	0	0.00%	Greeley	1,297	0	0	0	0	0	
0	0	0	0	0	0	0.00%	Hamilton	2,632	0	0	0	0	0	
0	0	0	0	0	0	0.00%	Haskell	4,032	0	0	0	0	0	
0	0	0	0	1	1	0.05%	Hodgeman	1,971	0	0	0	0	1	
0	1	0	0	0	1	0.02%	Kearny	4,148	1	0	0	0	0	
0	0	0	0	0	0	0.00%	Kiowa	2,953	0	0	0	0	0	
0	0	0	0	0	0	0.00%	Lane	1,746	0	0	0	0	0	
0	0	0	0	0	0	0.00%	Logan	2,628	0	0	0	0	0	
0	0	0	0	0	0	0.00%	Meade	4,403	0	0	0	0	0	
0	0	0	1	0	1	0.03%	Morton	3,038	0	0	0	0	1	
0	0	0	0	0	0	0.00%	Ness	2,991	0	0	0	0	0	
0	0	0	0	0	0	0.00%	Norton	5,422	0	0	0	0	0	
1	0	0	0	0	1	0.03%	Osborne	3,871	0	1	0	0	0	
0	0	0	1	0	1	0.02%	Pawnee	6,415	0	0	0	0	1	
0	0	0	0	0	0	0.00%	Phillips	5,356	0	0	0	0	0	
2	0	0	0	0	2	0.02%	Pratt	9,426	0	1	1	0	0	
1	0	0	0	0	1	0.04%	Rawlins	2,558	0	1	0	0	0	



Abuse, Neglect & Exploitation (ANE) Unit  
 July 1, 2008 – June 30, 2009

**ADULT REPORTS RECEIVED JULY 1, 2008 – JUNE 30, 2009  
 WEST**

SRS - APS	SOURCE					Region Total Cases	Percent by Population	SRS REGION		FINDING				
	KDOA	KDHE	Other (not confirmed)	KDHE - CP (Corrective Action - not confirmed)	County			2007 Population Estimate	Abuse	Exploitation	Fiduciary Abuse	Neglect	NONE	
0	0	0	0	0	0	0	0.00%	Rooks	5,160	0	0	0	0	0
0	0	0	0	0	0	0	0.00%	Rush	3,211	0	0	0	0	0
0	1	0	0	0	1	1	0.01%	Russell	6,737	0	1	0	0	0
0	1	0	0	0	1	1	0.02%	Scott	4,568	0	1	0	0	0
2	0	0	0	0	2	2	0.01%	Seward	23,109	0	1	0	1	0
0	0	0	0	0	0	0	0.00%	Sheridan	2,493	0	0	0	0	0
0	0	0	0	0	0	0	0.00%	Sherman	5,959	0	0	0	0	0
0	0	0	0	0	0	0	0.00%	Smith	3,951	0	0	0	0	0
0	0	0	0	0	0	0	0.00%	Stafford	4,387	0	0	0	0	0
0	0	0	0	0	0	0	0.00%	Stanton	2,162	0	0	0	0	0
0	0	0	0	0	0	0	0.00%	Stevens	5,061	0	0	0	0	0
1	1	0	0	0	2	2	0.03%	Thomas	7,314	1	1	0	1	0
0	0	0	0	0	0	0	0.00%	Trego	2,927	0	0	0	0	0
0	1	0	0	0	1	1	0.07%	Wallace	1,456	1	0	0	0	0
0	0	0	0	0	0	0	0.00%	Wichita	2,200	0	0	0	0	0
<b>16</b>	<b>9</b>	<b>0</b>	<b>5</b>	<b>1</b>	<b>31</b>	<b>0.01%</b>	<b>West</b>	<b>308,461</b>	<b>6</b>	<b>11</b>	<b>4</b>	<b>5</b>	<b>5</b>	

“Other” may include reports from legislators, the community at large, other agencies, or any non-standard source.

Population figures taken from:

Table 1: Annual Estimates of the Population for Counties of Kansas: April 1, 2000 to July 1, 2007 (CO-EST2007-01-20), Source: Population Division, U.S. Census Bureau, Release Date: March 20, 2008

\*Numbers reported include ALL reports received by the ANE Unit, not only those substantiated and confirmed.





Abuse, Neglect & Exploitation (ANE) Unit  
 July 1, 2008 – June 30, 2009

**ADULT REPORTS RECEIVED JULY 1, 2008 – JUNE 30, 2009  
 WICHITA**

SRS - APS	SOURCE					Region Total Cases	Percent by Population	SRS REGION		FINDING				
	KDOA	KDHE	Other (not confirmed)	KDHE - CP (Corrective Action - not confirmed)	County			2007 Population Estimate	Abuse	Exploitation	Fiduciary Abuse	Neglect	NONE	
77	10	1	5	3	96	0.02%	Sedgwick	476,026	22	36	6	33	8	

“Other” may include reports from legislators, the community at large, other agencies, or any non-standard source.

Population figures taken from:

Table 1: Annual Estimates of the Population for Counties of Kansas: April 1, 2000 to July 1, 2007 (CO-EST2007-01-20), Source: Population Division, U.S. Census Bureau, Release Date: March 20, 2008

\*Numbers reported include ALL reports received by the ANE Unit, not only those substantiated and confirmed.



Abuse, Neglect & Exploitation (ANE) Unit  
 July 1, 2008 – June 30, 2009

**ADULT REPORTS RECEIVED JULY 1, 2008 – JUNE 30, 2009  
 STATEWIDE**

SRS - APS	SOURCE					Region Total Cases	Percent by Population	SRS REGION		FINDING				
	KDOA	KDHE	Other (not confirmed)	KDHE - CP (Corrective Action - not confirmed)	County			2007 Population Estimate	Abuse	Exploitation	Fiduciary Abuse	Neglect	NONE	
86	16	0	13	2	117	0.01%	KC Metro	924,923	39	33	14	32	16	
29	13	2	16	6	66	0.01%	Northeast	524,557	20	9	15	10	22	
52	11	1	17	0	81	0.02%	South Central	350,104	19	32	12	9	17	
39	5	0	10	0	54	0.03%	Southeast	191,926	21	18	5	15	10	
16	9	0	5	1	31	0.01%	West	308,461	6	11	4	5	5	
77	10	1	5	3	96	0.02%	Sedgwick	476,026	22	36	6	33	8	
0	0	0	1	0	1		Unknown County		0	0	0	0	1	
299	64	4	67	12	446	0.02%	Total	2,775,997	127	139	56	104	79	

“Other” may include reports from legislators, the community at large, other agencies, or any non-standard source.

Population figures taken from:

Table 1: Annual Estimates of the Population for Counties of Kansas: April 1, 2000 to July 1, 2007 (CO-EST2007-01-20), Source: Population Division, U.S. Census Bureau, Release Date: March 20, 2008

\*Numbers reported include ALL reports received by the ANE Unit, not only those substantiated and confirmed.



Abuse, Neglect & Exploitation (ANE) Unit  
 July 1, 2008 – June 30, 2009

**DISPOSITION OF 2007-2008 CHILD CASES BY COUNTY  
 KANSAS CITY METRO**

Total Reports Received	SRS REGION		Outcome as Percentage of Reports Received							
	County	2007 Population Estimate	Prosecuted	Prosecuted & SRS Custody	Charged/Awaiting Trial	SRS Custody	Receiving Services	All Other	No Known Action	Pending
40	Douglas	113,488	15.00%	2.50%	0.00%	17.50%	10.00%	22.50%	32.50%	0.00%
19	Franklin	26,479	31.58%	10.53%	0.00%	36.84%	0.00%	10.53%	26.32%	5.26%
195	Johnson	526,319	17.44%	2.05%	0.51%	23.08%	16.41%	10.26%	31.79%	3.08%
59	Leavenworth	73,603	6.78%	0.00%	0.00%	32.20%	20.34%	6.78%	33.90%	1.69%
28	Miami	31,078	21.43%	0.00%	0.00%	25.00%	17.86%	3.57%	32.14%	0.00%
105	Wyandotte	153,956	12.38%	0.00%	3.81%	20.00%	9.52%	10.48%	41.90%	2.86%
<b>446</b>	<b>KC Metro</b>	<b>924,923</b>	<b>15.47%</b>	<b>1.57%</b>	<b>1.12%</b>	<b>23.77%</b>	<b>14.13%</b>	<b>10.54%</b>	<b>34.30%</b>	<b>2.47%</b>

"All Other" includes Closed Administratively, CINC Case Filed, Prosecution Declined, ANE occurred out of state, etc., and may include reports from legislators, the community at large, other agencies, or any non-standard source.

Population figures taken from:

Table 1: Annual Estimates of the Population for Counties of Kansas: April 1, 2000 to July 1, 2007 (CO-EST2007-01-20) Source: Population Division, U.S. Census Bureau. Release Date: March 20, 2008.

\*Numbers reported include ALL reports received by the ANE Unit, not only those substantiated and confirmed.



Abuse, Neglect & Exploitation (ANE) Unit  
July 1, 2008 – June 30, 2009

**DISPOSITION OF 2007-2008 CHILD CASES BY COUNTY  
NORTHEAST**

SRS REGION			Outcome as Percentage of Reports Received							
Total Reports Received	County	2007 Population Estimate	Prosecuted	Prosecuted & SRS Custody	Charged/Awaiting Trial	SRS Custody	Receiving Services	All Other	No Known Action	Pending
5	Brown	10,068	0.00%	0.00%	0.00%	40.00%	0.00%	0.00%	60.00%	0.00%
4	Clay	8,685	25.00%	0.00%	0.00%	75.00%	0.00%	0.00%	0.00%	0.00%
10	Cloud	9,382	40.00%	0.00%	0.00%	10.00%	20.00%	20.00%	10.00%	0.00%
8	Dickinson	18,957	37.50%	0.00%	0.00%	25.00%	12.50%	25.00%	0.00%	12.50%
0	Doniphan	7,756								
1	Ellsworth	6,310	0.00%	0.00%	0.00%	0.00%	0.00%	0.00%	100.00%	0.00%
26	Geary	25,150	23.08%	3.85%	0.00%	30.77%	7.69%	15.38%	23.08%	0.00%
6	Jackson	13,420	50.00%	0.00%	0.00%	16.67%	16.67%	0.00%	33.33%	0.00%
8	Jefferson	18,467	25.00%	12.50%	12.50%	37.50%	25.00%	0.00%	0.00%	0.00%
1	Jewell	3,198	100.00%	0.00%	0.00%	0.00%	0.00%	0.00%	0.00%	0.00%
0	Lincoln	3,285								
5	Marshall	10,186	40.00%	20.00%	0.00%	20.00%	40.00%	0.00%	20.00%	0.00%
1	Mitchell	6,307	0.00%	0.00%	0.00%	0.00%	0.00%	0.00%	0.00%	100.00%
2	Nemaha	10,201	50.00%	0.00%	0.00%	0.00%	50.00%	0.00%	0.00%	0.00%
6	Osage	16,459	50.00%	0.00%	0.00%	0.00%	0.00%	16.67%	33.33%	0.00%
2	Ottawa	6,006	100.00%	0.00%	0.00%	0.00%	0.00%	0.00%	0.00%	0.00%
2	Pottawatomie	19,396	0.00%	0.00%	0.00%	50.00%	0.00%	0.00%	50.00%	0.00%
2	Republic	4,901	50.00%	0.00%	0.00%	0.00%	0.00%	50.00%	0.00%	0.00%
18	Riley	69,083	44.44%	5.56%	0.00%	44.44%	0.00%	0.00%	11.11%	0.00%
24	Saline	54,583	58.33%	4.17%	0.00%	29.17%	0.00%	20.83%	8.33%	0.00%
128	Shawnee	173,476	26.56%	3.13%	3.91%	24.22%	8.59%	12.50%	16.41%	7.81%
2	Wabaunsee	6,870	0.00%	0.00%	0.00%	0.00%	50.00%	0.00%	50.00%	0.00%
2	Washington	5,840	0.00%	0.00%	0.00%	0.00%	0.00%	0.00%	0.00%	0.00%
<b>277</b>	<b>Northeast</b>	<b>524,557</b>	<b>31.05%</b>	<b>3.25%</b>	<b>2.17%</b>	<b>27.44%</b>	<b>9.03%</b>	<b>11.55%</b>	<b>15.88%</b>	<b>5.05%</b>

"All Other" includes Closed Administratively, CINC Case Filed, Prosecution Declined, ANE occurred out of state, etc., and may include reports from legislators, the community at large, other agencies, or any non-standard source.

Population figures taken from:

Table 1: Annual Estimates of the Population for Counties of Kansas: April 1, 2000 to July 1, 2007 (CO-EST2007-01-20) Source: Population Division, U.S. Census Bureau. Release Date: March 20, 2008.

\*Numbers reported include ALL reports received by the ANE Unit, not only those substantiated and



Abuse, Neglect & Exploitation (ANE) Unit  
July 1, 2008 – June 30, 2009

**DISPOSITION OF 2007-2008 CHILD CASES BY COUNTY  
SOUTH CENTRAL**

SRS REGION			Outcome as Percentage of Reports Received							
Total Reports Received	County	2007 Population Estimate	Prosecuted	Prosecuted & SRS Custody	Charged/Awaiting Trial	SRS Custody	Receiving Services	All Other	No Known Action	Pending
14	Butler	63,045	28.57%	0.00%	0.00%	21.43%	14.29%	7.14%	7.14%	7.14%
0	Chase	2,882								
3	Chautauqua	3,806	0.00%	0.00%	0.00%	33.33%	0.00%	0.00%	0.00%	33.33%
3	Coffey	8,454	0.00%	0.00%	0.00%	0.00%	33.33%	0.00%	66.67%	0.00%
20	Cowley	34,251	20.00%	0.00%	0.00%	35.00%	10.00%	5.00%	15.00%	0.00%
0	Elk	3,040								
4	Greenwood	6,993	100.00%	25.00%	0.00%	25.00%	0.00%	0.00%	0.00%	25.00%
5	Harper	5,819	20.00%	20.00%	0.00%	60.00%	20.00%	0.00%	0.00%	0.00%
6	Harvey	33,493	16.67%	0.00%	0.00%	16.67%	33.33%	0.00%	16.67%	0.00%
3	Kingman	7,826	0.00%	0.00%	0.00%	33.33%	0.00%	33.33%	33.33%	0.00%
23	Lyon	35,981	26.09%	8.70%	0.00%	56.52%	17.39%	0.00%	8.70%	0.00%
3	Marion	12,238	66.67%	0.00%	0.00%	0.00%	0.00%	0.00%	0.00%	0.00%
9	McPherson	29,196	22.22%	0.00%	0.00%	44.44%	11.11%	11.11%	0.00%	0.00%
0	Morris	5,967								
34	Reno	63,145	29.41%	0.00%	0.00%	35.29%	11.76%	5.88%	11.76%	0.00%
7	Rice	10,080	28.57%	0.00%	0.00%	42.86%	14.29%	0.00%	14.29%	0.00%
6	Sumner	23,888	33.33%	0.00%	0.00%	66.67%	0.00%	0.00%	0.00%	0.00%
<b>140</b>	<b>South Central</b>	<b>350,104</b>	<b>27.14%</b>	<b>2.86%</b>	<b>0.00%</b>	<b>37.86%</b>	<b>12.86%</b>	<b>4.29%</b>	<b>10.71%</b>	<b>2.14%</b>

"All Other" includes Closed Administratively, CINC Case Filed, Prosecution Declined, ANE occurred out of state, etc., and may include reports from legislators, the community at large, other agencies, or any non-standard source.

Population figures taken from:

Table 1: Annual Estimates of the Population for Counties of Kansas: April 1, 2000 to July 1, 2007 (CO-EST2007-01-20) Source: Population Division, U.S. Census Bureau. Release Date: March 20, 2008.

\*Numbers reported include ALL reports received by the ANE Unit, not only those substantiated and confirmed.



Abuse, Neglect & Exploitation (ANE) Unit  
 July 1, 2008 – June 30, 2009

**DISPOSITION OF 2007-2008 CHILD CASES BY COUNTY  
 SOUTHEAST**

Total Reports Received	SRS REGION		Outcome as Percentage of Reports Received							
	County	2007 Population Estimate	Prosecuted	Prosecuted & SRS Custody	Charged/Awaiting Trial	SRS Custody	Receiving Services	All Other	No Known Action	Pending
21	Allen	13,414	4.76%	0.00%	4.76%	38.10%	19.05%	9.52%	14.29%	9.52%
3	Anderson	7,908	33.33%	0.00%	0.00%	33.33%	0.00%	0.00%	33.33%	33.33%
12	Bourbon	14,803	16.67%	8.33%	0.00%	41.67%	33.33%	16.67%	0.00%	0.00%
28	Cherokee	21,337	7.14%	0.00%	3.57%	14.29%	14.29%	14.29%	50.00%	0.00%
35	Crawford	38,860	11.43%	2.86%	2.86%	37.14%	22.86%	14.29%	8.57%	5.71%
27	Labette	21,973	3.70%	3.70%	3.70%	40.74%	7.41%	14.81%	25.93%	7.41%
8	Linn	9,767	25.00%	0.00%	0.00%	25.00%	12.50%	0.00%	37.50%	0.00%
31	Montgomery	34,511	6.45%	0.00%	6.45%	0.00%	9.68%	9.68%	0.00%	51.61%
26	Neosho	16,228	11.54%	0.00%	3.85%	26.92%	19.23%	3.85%	23.08%	0.00%
14	Wilson	9,807	7.14%	0.00%	0.00%	28.57%	21.43%	14.29%	21.43%	0.00%
3	Woodson	3,318	0.00%	0.00%	0.00%	66.67%	0.00%	0.00%	33.33%	0.00%
<b>208</b>	<b>Southeast</b>	<b>191,926</b>	<b>9.13%</b>	<b>1.44%</b>	<b>3.37%</b>	<b>27.40%</b>	<b>16.35%</b>	<b>11.06%</b>	<b>19.71%</b>	<b>11.06%</b>

"All Other" includes Closed Administratively, CINC Case Filed, Prosecution Declined, ANE occurred out of state, etc., and may include reports from legislators, the community at large, other agencies, or any non-standard source.

Population figures taken from:

Table 1: Annual Estimates of the Population for Counties of Kansas: April 1, 2000 to July 1, 2007 (CO-EST2007-01-20) Source: Population Division, U.S. Census Bureau. Release Date: March 20, 2008.

\*Numbers reported include ALL reports received by the ANE Unit, not only those substantiated and confirmed.



Abuse, Neglect & Exploitation (ANE) Unit  
 July 1, 2008 – June 30, 2009

**DISPOSITION OF 2007-2008 CHILD CASES BY COUNTY  
 WEST**

Total Reports Received	SRS REGION		Outcome as Percentage of Reports Received							
	County	2007 Population Estimate	Prosecuted	Prosecuted & SRS Custody	Charged/Awaiting Trial	SRS Custody	Receiving Services	All Other	No Known Action	Pending
2	Barber	4,786	50.00%	50.00%	0.00%	100.00%	0.00%	0.00%	0.00%	0.00%
14	Barton	27,768	35.71%	0.00%	0.00%	28.57%	7.14%	0.00%	14.29%	7.14%
2	Cheyenne	2,801	0.00%	0.00%	0.00%	50.00%	0.00%	0.00%	50.00%	0.00%
0	Clark	2,094								
1	Comanche	1,888	0.00%	0.00%	0.00%	0.00%	0.00%	0.00%	100.00%	0.00%
0	Decatur	2,955								
3	Edwards	3,106	33.33%	33.33%	0.00%	33.33%	33.33%	33.33%	0.00%	0.00%
9	Ellis	27,464	44.44%	11.11%	11.11%	22.22%	11.11%	0.00%	11.11%	11.11%
11	Finney	38,295	18.18%	0.00%	0.00%	27.27%	0.00%	9.09%	36.36%	0.00%
36	Ford	33,340	22.22%	5.56%	0.00%	25.00%	11.11%	16.67%	19.44%	13.89%
0	Gove	2,637								
1	Graham	2,607	100.00%	0.00%	0.00%	0.00%	0.00%	0.00%	0.00%	0.00%
1	Grant	7,497	100.00%	0.00%	0.00%	0.00%	0.00%	0.00%	0.00%	0.00%
3	Gray	5,641	33.33%	0.00%	0.00%	0.00%	0.00%	33.33%	33.33%	0.00%
0	Greeley	1,297								
0	Hamilton	2,632								
1	Haskell	4,032	0.00%	0.00%	0.00%	100.00%	0.00%	0.00%	0.00%	0.00%
1	Hodgeman	1,971	100.00%	0.00%	0.00%	0.00%	0.00%	0.00%	0.00%	0.00%
1	Kearny	4,148	100.00%	0.00%	0.00%	0.00%	0.00%	0.00%	0.00%	0.00%
1	Kiowa	2,953	0.00%	0.00%	0.00%	100.00%	0.00%	0.00%	0.00%	0.00%
1	Lane	1,746	0.00%	0.00%	0.00%	0.00%	0.00%	0.00%	100.00%	0.00%
1	Logan	2,628	100.00%	0.00%	0.00%	0.00%	0.00%	0.00%	0.00%	0.00%
1	Meade	4,403	0.00%	0.00%	0.00%	0.00%	0.00%	0.00%	100.00%	0.00%
0	Morton	3,038								
1	Ness	2,991	100.00%	0.00%	0.00%	0.00%	0.00%	0.00%	0.00%	0.00%
0	Norton	5,422								
1	Osborne	3,871	0.00%	0.00%	0.00%	0.00%	0.00%	100.00%	0.00%	0.00%
7	Pawnee	6,415	28.57%	0.00%	0.00%	14.29%	0.00%	42.86%	0.00%	0.00%
3	Phillips	5,356	33.33%	0.00%	0.00%	66.67%	0.00%	0.00%	0.00%	0.00%
4	Pratt	9,426	50.00%	0.00%	0.00%	25.00%	0.00%	0.00%	25.00%	0.00%
0	Rawlins	2,558								



Abuse, Neglect & Exploitation (ANE) Unit  
 July 1, 2008 – June 30, 2009

**DISPOSITION OF 2007-2008 CHILD CASES BY COUNTY  
 WEST**

Total Reports Received	SRS REGION		Outcome as Percentage of Reports Received							
	County	2007 Population Estimate	Prosecuted	Prosecuted & SRS Custody	Charged/Awaiting Trial	SRS Custody	Receiving Services	All Other	No Known Action	Pending
2	Rooks	5,160	50.00%	0.00%	0.00%	50.00%	0.00%	0.00%	0.00%	50.00%
2	Rush	3,211	0.00%	0.00%	0.00%	0.00%	100.00%	0.00%	0.00%	0.00%
3	Russell	6,737	100.00%	0.00%	0.00%	0.00%	0.00%	0.00%	0.00%	0.00%
3	Scott	4,568	33.33%	0.00%	0.00%	0.00%	33.33%	0.00%	33.33%	0.00%
12	Seward	23,109	25.00%	0.00%	0.00%	41.67%	16.67%	0.00%	16.67%	0.00%
1	Sheridan	2,493	100.00%	0.00%	0.00%	0.00%	0.00%	0.00%	0.00%	0.00%
4	Sherman	5,959	25.00%	0.00%	0.00%	0.00%	25.00%	25.00%	25.00%	0.00%
4	Smith	3,951	25.00%	0.00%	25.00%	0.00%	25.00%	25.00%	0.00%	0.00%
7	Stafford	4,387	0.00%	0.00%	0.00%	14.29%	0.00%	0.00%	28.57%	28.57%
0	Stanton	2,162								
0	Stevens	5,061								
5	Thomas	7,314	40.00%	0.00%	0.00%	40.00%	0.00%	20.00%	0.00%	40.00%
2	Trego	2,927	50.00%	0.00%	0.00%	0.00%	0.00%	0.00%	0.00%	100.00%
0	Wallace	1,456								
0	Wichita	2,200								
151	<b>West</b>	<b>308,461</b>	<b>31.13%</b>	<b>3.31%</b>	<b>1.32%</b>	<b>24.50%</b>	<b>9.27%</b>	<b>10.60%</b>	<b>17.22%</b>	<b>9.27%</b>

"All Other" includes Closed Administratively, CINC Case Filed, Prosecution Declined, ANE occurred out of state, etc., and may include reports from legislators, the community at large, other agencies, or any non-standard source.

Population figures taken from:

Table 1: Annual Estimates of the Population for Counties of Kansas: April 1, 2000 to July 1, 2007 (CO-EST2007-01-20) Source: Population Division, U.S. Census Bureau. Release Date: March 20, 2008.

\*Numbers reported include ALL reports received by the ANE Unit, not only those substantiated and confirmed.





Abuse, Neglect & Exploitation (ANE) Unit  
 July 1, 2008 – June 30, 2009

**DISPOSITION OF 2007-2008 CHILD CASES BY COUNTY  
 WICHITA**

Total Reports Received	SRS REGION		Outcome as Percentage of Reports Received							
	County	2007 Population Estimate	Prosecuted	Prosecuted & SRS Custody	Charged/Awaiting Trial	SRS Custody	Receiving Services	All Other	No Known Action	Pending
187	Sedgwick	476,026	32.62%	2.67%	3.21%	25.13%	10.16%	6.42%	17.11%	8.56%

"All Other" includes Closed Administratively, CINC Case Filed, Prosecution Declined, ANE occurred out of state, etc., and may include reports from legislators, the community at large, other agencies, or any non-standard source.

Population figures taken from:

Table 1: Annual Estimates of the Population for Counties of Kansas: April 1, 2000 to July 1, 2007 (CO-EST2007-01-20) Source: Population Division, U.S. Census Bureau. Release Date: March 20, 2008.

\*Numbers reported include ALL reports received by the ANE Unit, not only those substantiated and confirmed.



Abuse, Neglect & Exploitation (ANE) Unit  
July 1, 2008 – June 30, 2009

**DISPOSITION OF 2007-2008 CHILD CASES BY COUNTY  
STATEWIDE**

Total Reports Received	SRS REGION		Outcome as Percentage of Reports Received							
	County	2007 Population Estimate	Prosecuted	Prosecuted & SRS Custody	Charged/Awaiting Trial	SRS Custody	Receiving Services	All Other	No Known Action	Pending
446	KC Metro	924,923	15.47%	1.57%	1.12%	23.77%	14.13%	10.54%	34.30%	2.47%
277	Northeast	524,557	31.05%	3.25%	2.17%	27.44%	9.03%	11.55%	15.88%	5.05%
140	South Central	350,104	27.14%	2.86%	0.00%	37.86%	12.86%	4.29%	10.71%	2.14%
208	Southeast	191,926	9.13%	1.44%	3.37%	27.40%	16.35%	11.06%	19.71%	11.06%
151	West	308,461	31.13%	3.31%	1.32%	24.50%	9.27%	10.60%	17.22%	9.27%
187	Sedgwick	476,026	32.62%	2.67%	3.21%	25.13%	10.16%	6.42%	17.11%	8.56%
2	Unknown County									
1411	<b>Total</b>	<b>2,775,997</b>	<b>22.68%</b>	<b>2.34%</b>	<b>1.84%</b>	<b>26.65%</b>	<b>12.26%</b>	<b>9.64%</b>	<b>22.04%</b>	<b>5.74%</b>

"All Other" includes Closed Administratively, CINC Case Filed, Prosecution Declined, ANE occurred out of state, etc., and may include reports from legislators, the community at large, other agencies, or any non-standard source.

Population figures taken from:

Table 1: Annual Estimates of the Population for Counties of Kansas: April 1, 2000 to July 1, 2007 (CO-EST2007-01-20) Source: Population Division, U.S. Census Bureau. Release Date: March 20, 2008.

\*Numbers reported include ALL reports received by the ANE Unit, not only those substantiated and confirmed.



Abuse, Neglect & Exploitation (ANE) Unit  
 July 1, 2008 – June 30, 2009

**DISPOSITION OF 2007-2008 ADULT CASES BY COUNTY  
 KANSAS CITY METRO**

Total Reports	SRS REGION		Outcomes					
	County	2007 Population Estimate	Prosecuted	Charged/Awaiting Trial	Receiving Services	ALL OTHER	No Known Action	Pending
7	Douglas	113,488	14.29%	0.00%	0.00%	0.00%	85.71%	0.00%
1	Franklin	26,479	0.00%	0.00%	0.00%	0.00%	100.00%	0.00%
21	Johnson	526,319	4.76%	0.00%	0.00%	9.52%	76.19%	9.52%
3	Leavenworth	73,603	0.00%	0.00%	0.00%	33.33%	66.67%	0.00%
0	Miami	31,078						
16	Wyandotte	153,956	6.25%	0.00%	0.00%	6.25%	81.25%	0.00%
<b>48</b>	<b>KC Metro</b>	<b>924,923</b>	<b>6.25%</b>	<b>0.00%</b>	<b>0.00%</b>	<b>8.33%</b>	<b>79.17%</b>	<b>4.17%</b>

Other includes Closed Administratively, Licensure Action, ANE occurred out of state, etc., and may include reports from legislators, the community at large, other agencies, or any non-standard source.

Population figures taken from:

Table 1: Annual Estimates of the Population for Counties of Kansas: April 1, 2000 to July 1, 2007 (CO-EST2007-01-20), Source: Population Division, U.S. Census Bureau, Release Date: March 20, 2008

\*Numbers reported include ALL reports received by the ANE Unit, not only those substantiated and confirmed.



Abuse, Neglect & Exploitation (ANE) Unit  
July 1, 2008 – June 30, 2009

**DISPOSITION OF 2007-2008 ADULT CASES BY COUNTY  
NORTHEAST**

Total Reports	SRS REGION		Outcomes					
	County	2007 Population Estimate	Prosecuted	Charged/Awaiting Trial	Receiving Services	ALL OTHER	No Known Action	Pending
3	Atchison	16,571	0.00%	0.00%	0.00%	0.00%	100.00%	0.00%
1	Brown	10,068	0.00%	0.00%	0.00%	0.00%	100.00%	0.00%
2	Clay	8,685	0.00%	0.00%	0.00%	0.00%	100.00%	0.00%
4	Cloud	9,382	0.00%	0.00%	0.00%	0.00%	100.00%	0.00%
3	Dickinson	18,957	0.00%	0.00%	0.00%	66.67%	33.33%	0.00%
1	Doniphan	7,756	0.00%	0.00%	0.00%	0.00%	0.00%	100.00%
0	Ellsworth	6,310						
5	Geary	25,150	20.00%	0.00%	0.00%	20.00%	40.00%	20.00%
1	Jackson	13,420	0.00%	0.00%	0.00%	0.00%	100.00%	0.00%
1	Jefferson	18,467	100.00%	0.00%	0.00%	0.00%	0.00%	0.00%
0	Jewell	3,198						
1	Lincoln	3,285	0.00%	0.00%	0.00%	0.00%	100.00%	0.00%
1	Marshall	10,186	0.00%	0.00%	0.00%	0.00%	100.00%	0.00%
0	Mitchell	6,307						
1	Nemaha	10,201	0.00%	0.00%	0.00%	0.00%	100.00%	0.00%
2	Osage	16,459	50.00%	0.00%	0.00%	0.00%	50.00%	0.00%
0	Ottawa	6,006						
1	Pottawatomie	19,396	0.00%	0.00%	0.00%	100.00%	0.00%	0.00%
0	Republic	4,901						
3	Riley	69,083	0.00%	0.00%	0.00%	0.00%	100.00%	0.00%
2	Saline	54,583	0.00%	0.00%	0.00%	0.00%	100.00%	0.00%
25	Shawnee	173,476	8.00%	0.00%	0.00%	8.00%	80.00%	4.00%
2	Wabaunsee	6,870	0.00%	0.00%	0.00%	50.00%	50.00%	0.00%
0	Washington	5,840						
59	<b>Northeast</b>	<b>524,557</b>	<b>8.47%</b>	<b>0.00%</b>	<b>0.00%</b>	<b>11.86%</b>	<b>74.58%</b>	<b>5.08%</b>

Other includes Closed Administratively, Licensure Action, ANE occurred out of state, etc., and may include reports from legislators, the community at large, other agencies, or any non-standard source.

Population figures taken from:

Table 1: Annual Estimates of the Population for Counties of Kansas: April 1, 2000 to July 1, 2007 (CO-EST2007-01-20), Source: Population Division, U.S. Census Bureau, Release Date: March 20, 2008

\*Numbers reported include ALL reports received by the ANE Unit, not only those substantiated and confirmed.



Abuse, Neglect & Exploitation (ANE) Unit  
July 1, 2008 – June 30, 2009

**DISPOSITION OF 2007-2008 ADULT CASES BY COUNTY  
SOUTH CENTRAL**

Total Reports	SRS REGION		Outcomes					
	County	2007 Population Estimate	Prosecuted	Charged/Awaiting Trial	Receiving Services	ALL OTHER	No Known Action	Pending
9	Butler	63,045	0.00%	0.00%	0.00%	0.00%	100.00%	0.00%
0	Chase	2,882						
2	Chautauqua	3,806	0.00%	0.00%	0.00%	0.00%	100.00%	0.00%
0	Coffey	8,454						
20	Cowley	34,251	0.00%	0.00%	5.00%	10.00%	60.00%	25.00%
0	Elk	3,040						
0	Greenwood	6,993						
1	Harper	5,819	100.00%	0.00%	0.00%	0.00%	0.00%	0.00%
18	Harvey	33,493	5.56%	0.00%	11.11%	22.22%	55.56%	5.56%
0	Kingman	7,826						
2	Lyon	35,981	50.00%	0.00%	0.00%	0.00%	50.00%	0.00%
0	Marion	12,238						
15	McPherson	29,196	13.33%	0.00%	0.00%	13.33%	73.33%	0.00%
0	Morris	5,967						
8	Reno	63,145	12.50%	0.00%	25.00%	12.50%	50.00%	0.00%
3	Rice	10,080	0.00%	0.00%	33.33%	0.00%	33.33%	33.33%
2	Sumner	23,888	0.00%	0.00%	0.00%	0.00%	100.00%	0.00%
80	<b>South Central</b>	<b>350,104</b>	<b>7.50%</b>	<b>0.00%</b>	<b>7.50%</b>	<b>11.25%</b>	<b>65.00%</b>	<b>8.75%</b>

Other includes Closed Administratively, Licensure Action, ANE occurred out of state, etc., and may include reports from legislators, the community at large, other agencies, or any non-standard source.

Population figures taken from:

Table 1: Annual Estimates of the Population for Counties of Kansas: April 1, 2000 to July 1, 2007 (CO-EST2007-01-20), Source: Population Division, U.S. Census Bureau, Release Date: March 20, 2008

\*Numbers reported include ALL reports received by the ANE Unit, not only those substantiated and confirmed.



Abuse, Neglect & Exploitation (ANE) Unit  
 July 1, 2008 – June 30, 2009

**DISPOSITION OF 2007-2008 ADULT CASES BY COUNTY  
 SOUTHEAST**

Total Reports	SRS REGION		Outcomes					
	County	2007 Population Estimate	Prosecuted	Charged/Awaiting Trial	Receiving Services	ALL OTHER	No Known Action	Pending
0	Allen	13,414						
0	Anderson	7,908						
1	Bourbon	14,803	0.00%	0.00%	0.00%	0.00%	100.00%	0.00%
2	Cherokee	21,337	0.00%	0.00%	0.00%	0.00%	100.00%	0.00%
1	Crawford	38,860	0.00%	0.00%	0.00%	0.00%	0.00%	100.00%
10	Labette	21,973	0.00%	0.00%	0.00%	10.00%	80.00%	10.00%
2	Linn	9,767	0.00%	0.00%	0.00%	0.00%	100.00%	0.00%
16	Montgomery	34,511	0.00%	0.00%	0.00%	0.00%	81.25%	0.00%
5	Neosho	16,228	0.00%	0.00%	0.00%	0.00%	100.00%	0.00%
3	Wilson	9,807	33.33%	0.00%	0.00%	0.00%	66.67%	0.00%
2	Woodson	3,318	0.00%	0.00%	0.00%	0.00%	100.00%	0.00%
42	<b>Southeast</b>	<b>191,926</b>	<b>2.38%</b>	<b>0.00%</b>	<b>0.00%</b>	<b>2.38%</b>	<b>83.33%</b>	<b>4.76%</b>

Other includes Closed Administratively, Licensure Action, ANE occurred out of state, etc., and may include reports from legislators, the community at large, other agencies, or any non-standard source.

Population figures taken from:

Table 1: Annual Estimates of the Population for Counties of Kansas: April 1, 2000 to July 1, 2007 (CO-EST2007-01-20), Source: Population Division, U.S. Census Bureau, Release Date: March 20, 2008

\*Numbers reported include ALL reports received by the ANE Unit, not only those substantiated and confirmed.



Abuse, Neglect & Exploitation (ANE) Unit  
 July 1, 2008 – June 30, 2009

**DISPOSITION OF 2007-2008 ADULT CASES BY COUNTY  
 WEST**

Total Reports	SRS REGION		Outcomes					
	County	2007 Population Estimate	Prosecuted	Charged/Awaiting Trial	Receiving Services	ALL OTHER	No Known Action	Pending
1	Barber	4,786	0.00%	0.00%	0.00%	0.00%	100.00%	0.00%
1	Barton	27,768	0.00%	0.00%	0.00%	0.00%	100.00%	0.00%
0	Cheyenne	2,801						
1	Clark	2,094	0.00%	0.00%	0.00%	0.00%	100.00%	0.00%
0	Comanche	1,888						
0	Decatur	2,955						
0	Edwards	3,106						
0	Ellis	27,464						
1	Finney	38,295	0.00%	0.00%	0.00%	0.00%	100.00%	0.00%
2	Ford	33,340	0.00%	0.00%	0.00%	50.00%	50.00%	0.00%
0	Gove	2,637						
0	Graham	2,607						
0	Grant	7,497						
0	Gray	5,641						
0	Greeley	1,297						
0	Hamilton	2,632						
0	Haskell	4,032						
1	Hodgeman	1,971	0.00%	0.00%	0.00%	0.00%	100.00%	0.00%
0	Kearny	4,148						
0	Kiowa	2,953						
0	Lane	1,746						
0	Logan	2,628						
0	Meade	4,403						
1	Morton	3,038	0.00%	0.00%	0.00%	0.00%	100.00%	0.00%
0	Ness	2,991						
0	Norton	5,422						
0	Osborne	3,871						
4	Pawnee	6,415	25.00%	0.00%	0.00%	25.00%	50.00%	0.00%
2	Phillips	5,356	0.00%	0.00%	0.00%	50.00%	50.00%	0.00%
0	Pratt	9,426						
1	Rawlins	2,558	100.00%	0.00%	0.00%	0.00%	0.00%	0.00%



Abuse, Neglect & Exploitation (ANE) Unit  
 July 1, 2008 – June 30, 2009

**DISPOSITION OF 2007-2008 ADULT CASES BY COUNTY  
 WEST**

Total Reports	SRS REGION		Outcomes					
	County	2007 Population Estimate	Prosecuted	Charged/Awaiting Trial	Receiving Services	ALL OTHER	No Known Action	Pending
0	Rooks	5,160						
0	Rush	3,211						
0	Russell	6,737						
0	Scott	4,568						
2	Seward	23,109	0.00%	0.00%	0.00%	0.00%	100.00%	0.00%
0	Sheridan	2,493						
1	Sherman	5,959	100.00%	0.00%	0.00%	0.00%	0.00%	0.00%
2	Smith	3,951	0.00%	0.00%	0.00%	0.00%	100.00%	0.00%
1	Stafford	4,387	0.00%	0.00%	0.00%	0.00%	100.00%	0.00%
0	Stanton	2,162						
0	Stevens	5,061						
0	Thomas	7,314						
0	Trego	2,927						
0	Wallace	1,456						
0	Wichita	2,200						
<b>21</b>	<b>West</b>	<b>308,461</b>	<b>14.29%</b>	<b>0.00%</b>	<b>0.00%</b>	<b>14.29%</b>	<b>71.43%</b>	<b>0.00%</b>

Other includes Closed Administratively, Licensure Action, ANE occurred out of state, etc., and may include reports from legislators, the community at large, other agencies, or any non-standard source.

Population figures taken from:

Table 1: Annual Estimates of the Population for Counties of Kansas: April 1, 2000 to July 1, 2007 (CO-EST2007-01-20), Source: Population Division, U.S. Census Bureau, Release Date: March 20, 2008

\*Numbers reported include ALL reports received by the ANE Unit, not only those substantiated and confirmed.





Abuse, Neglect & Exploitation (ANE) Unit  
 July 1, 2008 – June 30, 2009

**DISPOSITION OF 2007-2008 ADULT CASES BY COUNTY  
 WICHITA**

Total Reports	SRS REGION		Outcomes					
	County	2007 Population Estimate	Prosecuted	Charged/Awaiting Trial	Receiving Services	ALL OTHER	No Known Action	Pending
96	Sedgwick	476,026	7.29%	0.00%	3.13%	14.58%	68.75%	0.00%

Other includes Closed Administratively, Licensure Action, ANE occurred out of state, etc., and may include reports from legislators, the community at large, other agencies, or any non-standard source.

Population figures taken from:

Table 1: Annual Estimates of the Population for Counties of Kansas: April 1, 2000 to July 1, 2007 (CO-EST2007-01-20), Source: Population Division, U.S. Census Bureau, Release Date: March 20, 2008

\*Numbers reported include ALL reports received by the ANE Unit, not only those substantiated and confirmed.



Abuse, Neglect & Exploitation (ANE) Unit  
 July 1, 2008 – June 30, 2009

**DISPOSITION OF 2007-2008 ADULT CASES BY COUNTY  
 UNKNOWN**

Total Reports	SRS REGION		Outcomes					
	County	2007 Population Estimate	Prosecuted	Charged/Awaiting Trial	Receiving Services	ALL OTHER	No Known Action	Pending
5	Unknown County		0.00%	0.00%	0.00%	0.00%	100.00%	0.00%

Other includes Closed Administratively, Licensure Action, ANE occurred out of state, etc., and may include reports from legislators, the community at large, other agencies, or any non-standard source.

Population figures taken from:

Table 1: Annual Estimates of the Population for Counties of Kansas: April 1, 2000 to July 1, 2007 (CO-EST2007-01-20), Source: Population Division, U.S. Census Bureau, Release Date: March 20, 2008

\*Numbers reported include ALL reports received by the ANE Unit, not only those substantiated and confirmed.



Abuse, Neglect & Exploitation (ANE) Unit  
 July 1, 2008 – June 30, 2009

**DISPOSITION OF 2007-2008 ADULT CASES BY COUNTY  
 STATEWIDE**

Total Reports	SRS REGION		Outcomes					
	County	2007 Population Estimate	Prosecuted	Charged/Awaiting Trial	Receiving Services	ALL OTHER	No Known Action	Pending
48	KC Metro	924,923	6.25%	0.00%	0.00%	8.33%	79.17%	4.17%
59	Northeast	524,557	8.47%	0.00%	0.00%	11.86%	74.58%	5.08%
80	South Central	350,104	7.50%	0.00%	7.50%	11.25%	65.00%	8.75%
42	Southeast	191,926	2.38%	0.00%	0.00%	2.38%	83.33%	4.76%
21	West	308,461	14.29%	0.00%	0.00%	14.29%	71.43%	0.00%
96	Sedgwick	476,026	7.29%	0.00%	3.13%	14.58%	68.75%	0.00%
5	Unknown County		0.00%	0.00%	0.00%	0.00%	100.00%	0.00%
351	<b>Kansas Total</b>	<b>2,775,997</b>	<b>7.12%</b>	<b>0.00%</b>	<b>2.56%</b>	<b>10.83%</b>	<b>72.65%</b>	<b>3.99%</b>

Other includes Closed Administratively, Licensure Action, ANE occurred out of state, etc., and may include reports from legislators, the community at large, other agencies, or any non-standard source.

Population figures taken from:

Table 1: Annual Estimates of the Population for Counties of Kansas: April 1, 2000 to July 1, 2007 (CO-EST2007-01-20), Source: Population Division, U.S. Census Bureau, Release Date: March 20, 2008

\*Numbers reported include ALL reports received by the ANE Unit, not only those substantiated and confirmed.